

DISCLAIMER

Electronic versions of the exhibits in these minutes may not be complete.

This information is supplied as an informational service only and should not be relied upon as an official record.

Original exhibits are on file at the Legislative Counsel Bureau Research Library in Carson City.

Contact the Library at (775) 684-6827 or library@lcb.state.nv.us.

Data and Information Relative to Graduated Driver Licensing (GDL)

Submitted by: Nevada Office of Traffic Safety

- Current Status
 - Other States _____ pg 2
 - Typical Restrictions _____ pg 3

- Statistics
 - Causative Factors _____ pg 4
 - Unique Risks _____ pg 5
 - Driver Involvement _____ pg 6
 - Nevada _____ pg 7

- Outcomes
 - Studies _____ pg 8

Current Status

There are thirty eight (38) states that have GDL laws.

Florida *	Michigan *
Georgia	North Carolina *
Illinois	Louisiana
New Hampshire	California *
Massachusetts	Iowa
Nebraska	Ohio *
Rhode Island	Colorado
Delaware	Maryland
Pennsylvania *	Alabama
Idaho	Indiana
Maine	Mississippi
Missouri	Nevada
New Jersey	New Mexico
New York	Oregon
South Carolina	South Dakota
Tennessee	Texas
Utah	Vermont
Virginia	Washington
West Virginia	Wisconsin

The six states marked by an asterisk have had studies showing the effect of GDL implementation. All of these states have at least one full year of implementation information.

Typical Restrictions (Six State Evaluation)

Learner Stage

Age: Low of 14years 9months to 16 years

Duration: 6 months to 12 months

Supervised Driving: 50 hours; ten (10) hours must be at night.

Intermediate Stage

Age: Minimum age is 16 years.

Night Restriction: 1am to 5am (least) to 9pm to 5am (most)

Passenger Restriction: none (least) to (most)

No passenger first six months, than

No passenger midnight to five am for
second six months.

Statistics

A joint publication (Insurance Institute for Highway Safety (IIHS) and the National Highway Traffic Safety Administration (NHTSA)), identified five (5) characteristics of crashes by age. The five are: Driver error, Speeding, 3+ occupants, Single vehicle, and Alcohol.

Most crashes have multiple characteristics/causes so the following percentages will add up to more than 100%.

Characteristic	Age		
	16	17-19	20-49
Driver Error	80%	75%	62%
Speeding	36%	31%	22%
3+ Occupants	33%	26%	19%
Single Vehicle	41%	37%	30%
Alcohol	8%	25%	47%

For our new 16 year old drivers, we must understand that the driving skills learned in driver's education classes are just that, driving skills. More often, the new driver gets into trouble because of their attitude and poor decision making skills. Teens feel they are immune to harm and as such are less likely to wear their seatbelt and more likely to seek thrills like speeding.

Unique Crash Risks for Teen Drivers (beginning drivers, age 16)

Passengers (under age 20)

More than half of the teenage crashes involving a fatality occur when a teen is driving and there is one or more passenger(s) under the age of 20.

Note: for an adult driver, passengers in a vehicle slightly reduce the risk.

One Passenger = 40% increased crash risk
Two Passengers = 106% increased crash risk
Three Passengers = 390% increased crash risk

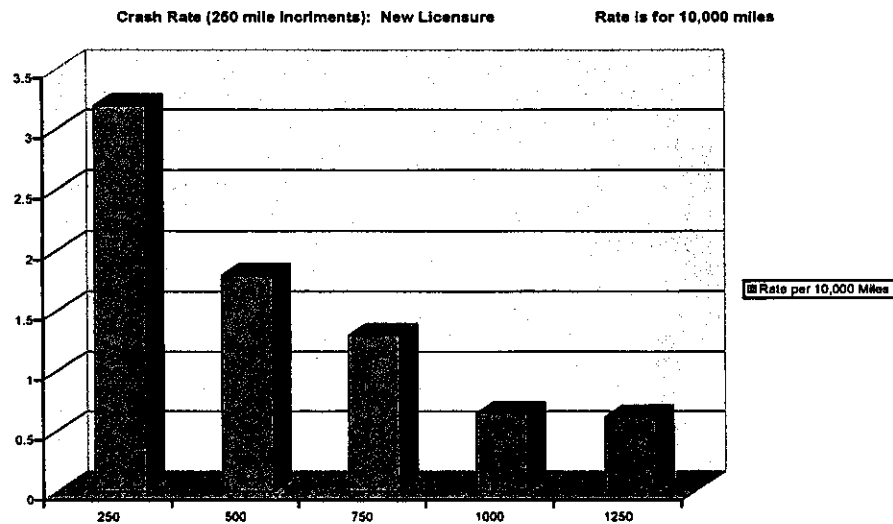
Night-time Driving

Prior to significant night-time restrictions on driving by beginning drivers:

14% of the driving occurred between 9:00 pm and 6:00 am.
32 % of fatal crashes occurred during this time.

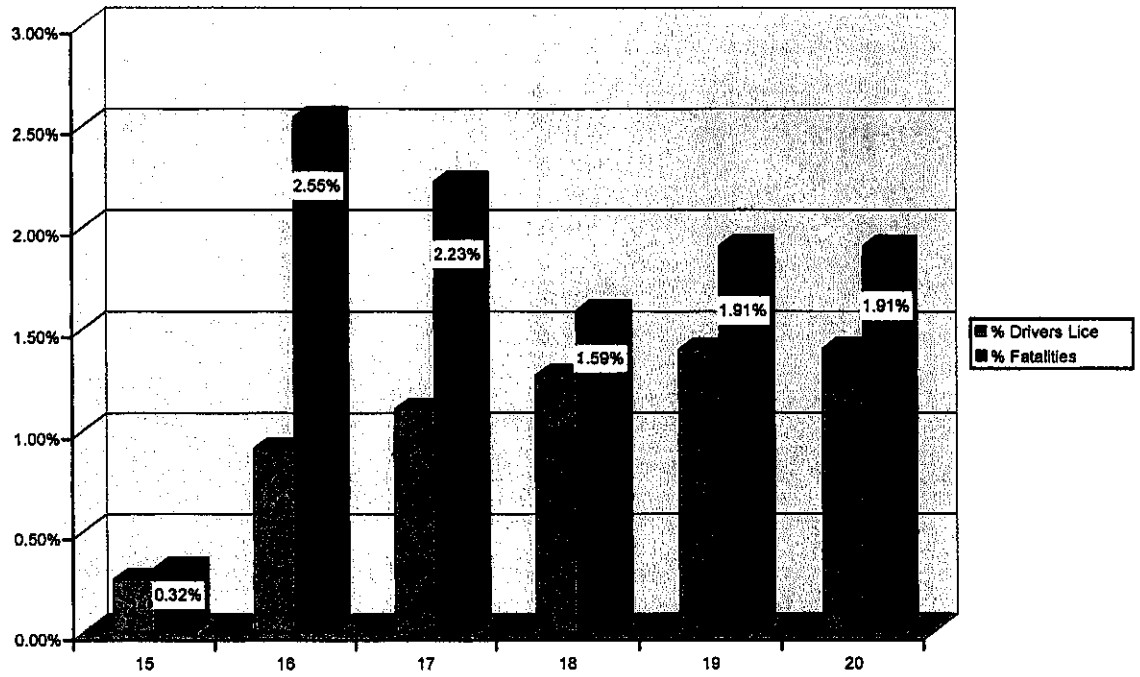
Driving Experience

New Licensure (Unrestricted License)

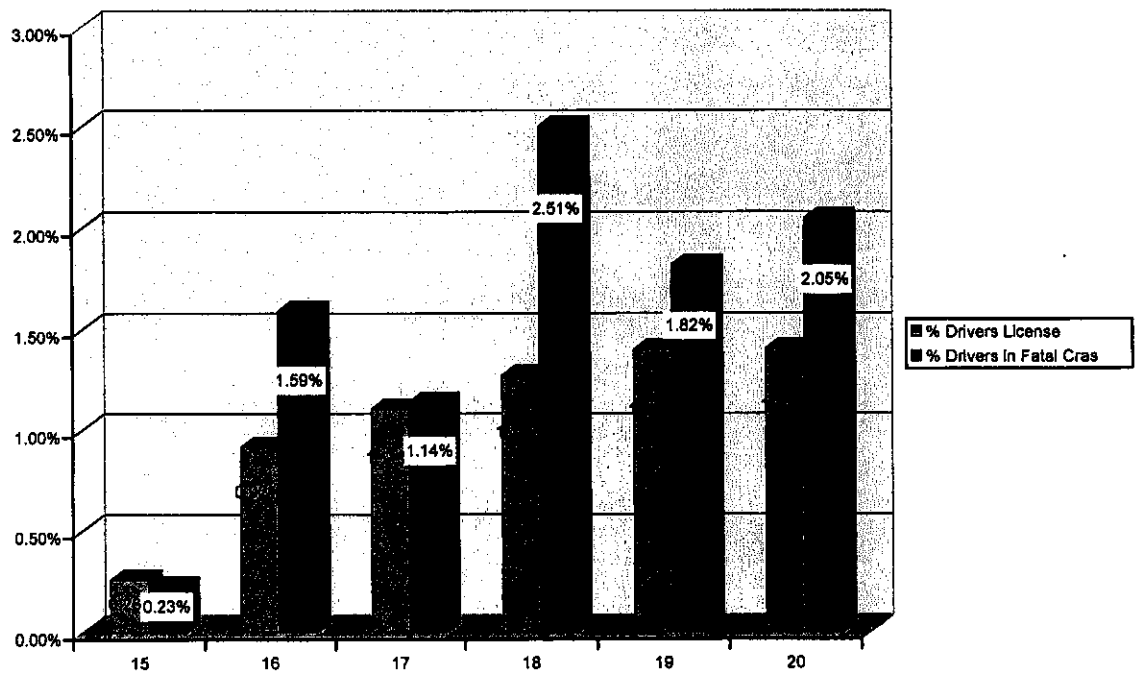


Driver Involvement

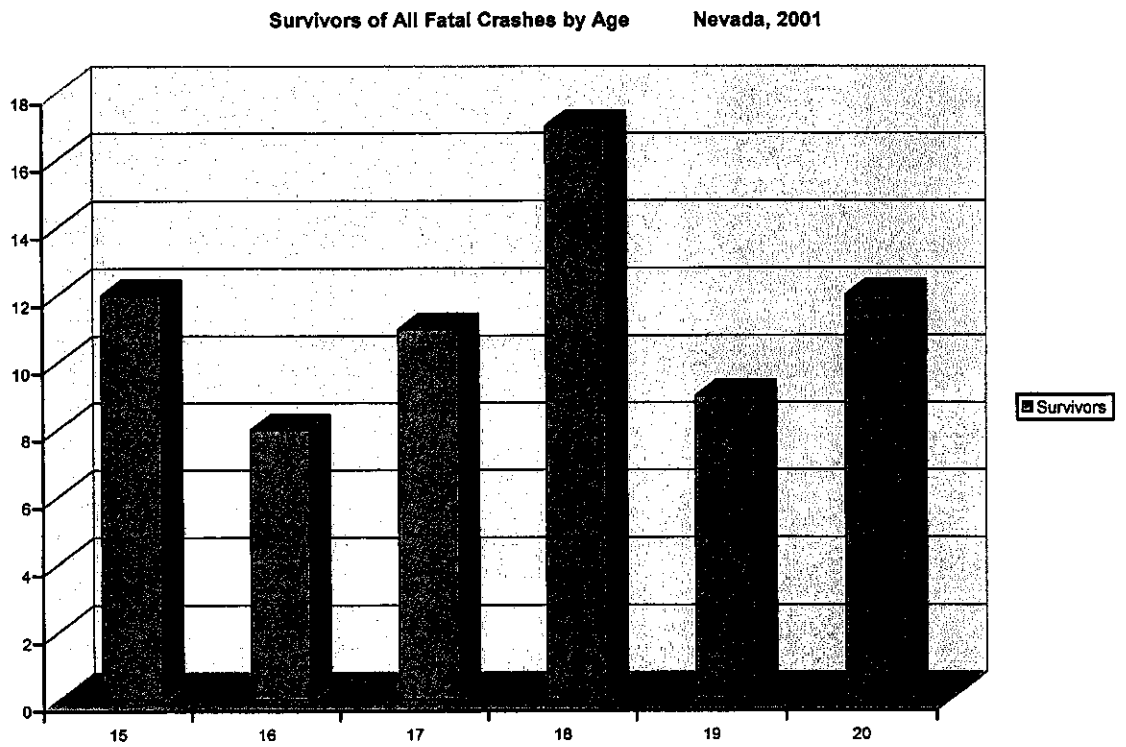
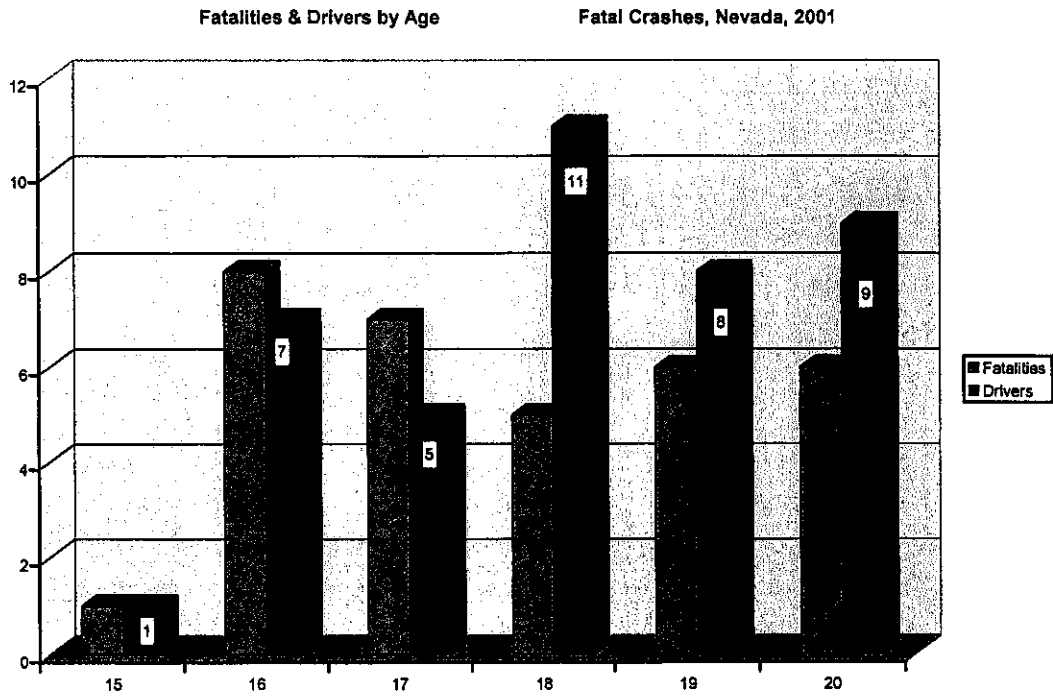
% Drivers License/% Motor Vehicle Fatalities - By Age: Nevada Data 2001



% Drivers License/% Drivers in Fatal Crashes: By Age, Nevada Data 2001



Nevada 2001, by Age



Outcomes

Six states have had enough experience (pre and post GDL implementation) to warrant studies and have had the results published. The following results are after one full year of implementation of a GDL law.

Florida: Implemented in 1996

19% reduction in fatalities, age 15
11% reduction in fatalities, age 16

Michigan: Implemented in 1997

25% reduction in all crashes, age 16
26% reduction in fatal crashes, age 16
21% reduction in 9pm to Midnight crashes, age 16
51% reduction in Midnight to 5am crashes, age 16

North Carolina: Implemented in 1997

23% reduction in all crashes, age 16
57% reduction in fatal crashes, age 16
43% reduction in 9pm to 5am crashes, age 16

California: Implemented in 1998

20% reduction in "at fault" crashes, age 16

Ohio: Implemented in 1999

23% reduction in all crashes, age 16 & 17
24% reduction in fatal crashes, age 16 & 17

Pennsylvania: Implemented in 1999

27% reduction in all crashes, age 16
45% reduction in fatal crashes, age 16