

MEMBERS PRESENT: Chairman Stewart  
Vice Chairman Sader  
Mr. Thompson  
Ms. Foley  
Mr. Beyer  
Mr. Price  
Mr. Chaney  
Mr. Malone  
Mrs. Cafferata  
Ms. Ham  
Mr. Banner

MEMBERS ABSENT: None

GUESTS PRESENT: Tracy Fisk, Adult Parole and Probation  
Barbara Durbin, Adult Parole and Probation  
Colleen Dolan, UNR Intern (Stewart)  
Jean Kvam, UNR Intern (Neal)  
Kevin Reeves, UNR Intern (Sader)  
Gary Thompson, LV Review Journal

The Committee meeting convened at 9:05 a.m. Chairman Stewart solicited any questions concerning the tour of the prison which took place Wednesday, 21 January 1981; as there were none, he proceeded to introduce the guest speakers for this meeting: Ms. Barbara Durbin, Acting Chief of the Department of Parole and Probation, and Mr. Tracy Fisk, the Department's Program and Training Manager.

Ms. Durbin began her presentation by noting that it should be useful to the Committee members when they consider some seventeen pieces of proposed legislation affecting the Parole and Probation Department during the current legislative session.

After explaining that the green folders which she had handed out contained copies of the Department's biannual report, sample parole and probation agreements, and a short orientation document-- attached as EXHIBITS A, B, C AND D--Ms. Durbin went on to outline where the Department of Parole and Probation fits in the criminal justice system. She noted that the system is broken down into three components: the police, the courts and corrections, the latter including parole and probation. Probation was defined as being free in the community without ever having served time in a prison; i.e., coming from the courts into the community. Parolees, on the other hand, come out of the prison system; i.e., they are released prior to the expiration of their term for supervision in the community. The Department handles only adult offenders; rarely some juveniles will come within the Department's scope, but only when remanded to adult court after being first heard in the juvenile court system.

The Department is established through statutes and its operations are governed by Chapters 213 and 176. It performs law enforcement as well as counseling functions, and its purpose is threefold: 1) protect the welfare and safety of the community and its citizens, 2) assure that justice is served in each case, and 3) see that the needs and best interests of the client are met as well as serving the needs of the community. To perform these duties the Department provides services to the courts by means of the preparation of pre-sentence reports which include the details of a full investigation on each person appearing in District Court following a conviction of a felony or gross misdemeanor offense. In addition to personal data on the individual, the offense and any prior record, these reports contain an evaluation written by one of the Department's officers and a recommendation regarding the sentence to be levied.

The Department also serves the community through its rehabilitative efforts with parolees and probationers. Probationers are referred through the courts following sentencing; parolees are referred by the Parole Board following release hearings.

The parolees and/or probationers must follow specific rules and orders. (See sample parole and probation agreements, EXHIBITS B AND C.) Should the person not adjust well to supervision when returned to the community, they can be returned to court or to the Parole Board based on technical violations (e.g., continued drug abuse, not living where they are supposed to be, etc.) or because of new offenses; i.e., a new conviction of any kind. This can occur at any point during the period of adjustment.

The Department interfaces regularly with other criminal justice agencies in the system. When an arrest is made it impacts every other body within this system. The Parole and Probation Department becomes involved following a guilty plea or finding, as the Department performs an investigation prior to sentencing. If the individual is placed on supervision the community agencies are further involved; if the person is incarcerated it affects the jails and/or prison.

The Department assists other law enforcement agencies in making arrests, communicates regularly with members of prosecution teams and with defense attorneys, contacts community resource agencies (e.g., drug or alcohol programs), discusses policies and procedures with judges and parole board members, and talks to jail personnel and prison personnel concerning issues of mutual concern, especially the placing of people in the community when they are ready to move out.

The ability of the Department to supervise people in the community depends on 1) available manpower, 2) community resources and 3) leverages should there be a lack of compliance. Due to the Las Vegas jail situation, the Department is involved in "creative supervision"; i.e., they simply raise the level

of supervision until the individual can be walked into court rather than arrest said person in the case of a parole or probation violation.

In response to a question from Mr. Malone, Ms. Durbin explained that the Department protects the community from the parolee or probationer by keeping close watch on the individual and by helping the individual return to a meaningful life. Department officers do this by making home visits, employment contacts, etc. and seeing the individuals in their surroundings. This permits the officer to monitor the individual much more closely than would office visits.

In reply to Mr. Price, it was explained that the officers work on a work unit concept, and that the general line officers carry a work unit load of 65; the American Correctional Association suggests 50 as the recommended amount. However, those officers handling persons requiring intensive supervision carry a work unit load of 25.

Ms. Durbin explained in response to a question from Mr. Beyer that the individuals do have to report their whereabouts to their officer; i.e., their work schedule, scheduled social activities, etc. They cannot leave the district or move from their residence without prior approval from the officer. In order to leave the state, a travel permit is required by the Interstate Compact Office of the receiving state.

Ms. Durbin then explained the breakdown of staff in the Department and noted the locations of the district offices. She also clarified for Mr. Chaney how the Department monitors its own officers in order to verify they are supervising their clients properly.

There are several levels of supervision, from relaxed supervision--an individual is on life parole and has adjusted well for several years, or is critically ill and hospitalized--requiring contact with the individual only occasionally during a three month period, through minimum supervision--an individual is adjusting well and approaching termination of supervision, normal supervision--an individual is adjusting well--requiring the individual be seen once a month, and maximum supervision, for those people who are newly placed on probation and need more intensive help and/or guidance. Maximum supervision is also used with new parolees for the first thirty to ninety days.

Individuals can and will be arrested when the officer deems that individual has violated the parole or probation agreement or has committed a crime.

In reply to a question from Chairman Stewart, Ms. Durbin agreed to provide statistics concerning how many parolees and probationers

are returned for one reason or another. Generally, approximately one-third of the parolees wind up violating and being returned.

Regarding contact by the Department with employers, all employers of parolees know, and probationers are advised to inform their employers (who usually know already anyway); this, unless there is an excellent reason for excepting this rule. The Department almost always informs the employer that he is hiring or has hired a parolee or probationer.

When a Department officer deems an individual has violated parole, the officer can arrest that individual immediately. The person can be jailed with a "parole hold", which prevents them from being released prior to a hearing. Following arrest for violation, the individual has a preliminary inquiry hearing conducted by trained Department hearing officers to determine whether there are grounds to believe the parole has been violated. If there is deemed to be probable cause to believe the person has violated parole, they are returned to the parole board, or to the court if the person is on probation. The individual has a right to waive this hearing, as well as to have a lawyer present at the hearing. Following this hearing, the individual has a violation hearing. The Department hearing officers are trained and certified by the Department.

The Department has several special programs:

Pre-parole - presents classes to inmates prior to release to assist them in adjusting optimally in the community. Additionally, placement plans of each parolee are investigated prior to the parolee's release.

Work Release - mandated by statute, gives classes to inmates granted work release within six months of their release date. Includes arrangements for employment, screening of the applicant by the potential employer, and financial and other record keeping. During this program the individual is on inmate status and must return to prison or jail every evening.

Special Services - primarily a fugitive tracking and retrieving unit. Also attempts to determine like characteristics that may have led to their absconding supervision in order to develop prevention programs in the hopes of avoiding future cases of this violation.

In reply to a question from Mr. Thompson regarding guaranteeing the objectivity of a Department hearing officer, Ms. Durbin explained there is a Department supervisor overseeing the hearings, the defendant's lawyer is present during the hearing and can object to any portion of the hearing, and the findings of the officer must be based on fact. Finally, the court or Parole Board has final determination as to whether or not a violation actually did occur.

According to the parole and probation agreements contact with former inmates of penal institutions and individuals of bad reputation is forbidden unless special permission is granted for such contacts by the Department. Unfortunately, due to confidentiality

regulations (e.g., mail, etc.) and depending upon screening techniques used by the prison, it is possible for such contact to take place without prior approval.

Returning to the Work Release Program because of a question from Mr. Chaney, it was pointed out that two steps are involved in this: screening by a committee from the prison, and review and approval by the Parole Board. It is only after the work release is granted that the Department becomes involved. This program should not be confused with the work experience program which is run by the prison, not the Parole and Probation Department.

Mr. Price asked if the Department ever had contact with skilled tradesmen to see if they could help train parolees and/or probationers. It was learned that the prison system, the AFL-CIO, and other unions are involved in such activity. The main point stressed by Department officers to potential employers is that tax relief is available for employers of these individuals.

Mr. Price also noted that past sessions had considered setting up an independent agency or subagency in the state to take over the task of hearing the preliminary inquiry, which is currently done by Department officers. He noted this might also prevent possible claims or appeals by defendants that the "in house" Department officer was biased. Ms. Durbin felt this to be an interesting concept but projected many problems due to the specificity of the statutes governing such activities, and because of the fiscal impact of such a plan upon the state and the Department (Department work units, which include hearings, would be affected). Mr. Banner commented that a separate hearing unit was set up to hear workman's compensation cases and there was a very definite improvement in the quality of the hearings.

Regarding Mr. Beyer's question concerning restitution payments and how these rates are determined for repaying the state for room and board Ms. Durbin could not state definitively whether the amount was set by statute or by policy, but would forward the Committee this information. As to repaying the victim, the amount is determined by the Department following investigation into the incident. The Department then recommends the court issue an order of the court granting restitution to the victim. The Department then monitors the repayment. The prison and the Parole Board also have the option of ordering restitution. Ms. Durbin noted there is a proposed bill covering funds paid for restitution which, for one reason or another, cannot be dispersed to the specific victim involved. The bill requests permission to use these monies in a general fund for reimbursement of crime victims.

Mr. Fisk then outlined the Volunteer in Probation (VIP) program, which is a nationwide program to get volunteers involved in these agencies. The Nevada grant ran out, and now the program is run out of the Department by making Departmental training

and resources available to these volunteers who perform functions such as counseling low risk cases, clerical work, job development, and who even act as hearing officers if they pass the test for this position and are certified by the Department.

In closing, Ms. Durbin invited any Committee member who so desired to accompany a staff officer in the field in order to get a feel of what goes on there. The Committee member need only contact either Ms. Durbin or Mr. Fisk.

Chairman Stewart noted that the Committee did not get around to discussion of the organization of the court system at all levels as had been originally planned, and that this discussion would be rescheduled at a later date.

Mr. Banner moved the meeting be adjourned and as there was no further business Chairman Stewart adjourned the meeting at 10:40 a.m.

Respectfully submitted,

*Pamela B. Sleeper*

Pamela B. Sleeper  
Assembly Attache

NOTE: Additional information which was requested by the Committee members during the above meeting has since been received and is attached as EXHIBIT E.

STATE OF NEVADA  
DEPARTMENT PAROLE/PROBATION  
BIENNIAL REPORT  
JULY 1, 1978 - JUNE 30, 1980

TABLE OF CONTENTS

| <u>PAGE</u> |  |
|-------------|--|
| 1           | PRE-SENTENCE INVESTIGATIONS BY QUARTER               |
| 2           | PRE-SENTENCE INVESTIGATIONS BY COUNTY                |
| 3           | PRE-SENTENCE INVESTIGATIONS - CARSON                 |
| 4           | PRE-SENTENCE INVESTIGATIONS - CLARK                  |
| 5           | PRE-SENTENCE INVESTIGATIONS - DOUGLAS                |
| 6           | PRE-SENTENCE INVESTIGATIONS - ELKO                   |
| 7           | PRE-SENTENCE INVESTIGATIONS - WASHOE                 |
| 8           | PRE-SENTENCE INVESTIGATIONS - ALL OTHER COUNTIES     |
| 9           | GRAPH - TOTAL PSIs BY FISCAL YEAR                    |
| 10          | GRAPH - THREE YEAR COMPARISON BY CRIME CATEGORY      |
| 11          | GRAPH - CRIMES AGAINST PROPERTY                      |
| 12          | GRAPH - CRIMES AGAINST PERSON                        |
| 13          | INJURIES RESULTING                                   |
| 14          | TYPES OF WEAPONS USED                                |
| 15          | GRAPH - NARCOTIC CRIMES                              |
| 16          | GRAPH - SEX CRIMES                                   |
| 17          | GRAPH - OTHER CRIMES                                 |
| 18          | DISPOSITIONS BY DISTRICT COURTS                      |
| 19          | DISPOSITIONS BY CRIME CATEGORIES                     |
| 22          | DISPOSITIONS BY JUDICIAL DISTRICT                    |
| 32          | DRUG/ALCOHOL INVOLVEMENT                             |
| 33          | CRIMINAL STATUS AT TIME OF OFFENSE                   |
| 34          | RESIDENCE  |
| 35          | CRIMINAL HISTORIES                                   |
| 36          | DISPOSITION BY AGE                                   |
| 37          | WARRANTS ISSUED BY JUDICIAL DISTRICT                 |
| 38          | DISPOSITION OF WARRANTS ISSUED                       |
| 39          | PAROLE BOARD ACTION 78/79                            |
| 40          | PAROLE BOARD ACTION 79/80                            |
| 41          | PAROLEES SENT OUT-OF-STATE FOR SUPERVISION 78/79     |
| 42          | PAROLEES SENT OUT-OF-STATE FOR SUPERVISION 79-80     |
| 43          | OUT-OF-STATE PAROLEES UNDER SUPERVISION 78/79        |
| 44          | OUT-OF-STATE PAROLEES UNDER SUPERVISION 79/80        |
| 45          | PROBATIONERS SENT OUT-OF-STATE FOR SUPERVISION 78/79 |
| 46          | PROBATIONERS SENT OUT-OF-STATE FOR SUPERVISION 79/80 |
| 47          | OUT-OF-STATE PROBATIONERS UNDER SUPERVISION 78/79    |
| 48          | OUT-OF-STATE PROBATIONERS UNDER SUPERVISION 79/80    |



NEVADA BOARD OF PAROLE COMMISSIONERS

309 East John Street, Suite 1, Carson City  
885-5099 - 885-5049 - 885-5054

Bryn Armstrong, Chairman  
Eoles Burist, Member  
Wilma Fawcett, Member

Nykki Kinsley, Executive Secretary

DEPARTMENT OF PAROLE AND PROBATION

A. A. Campos, Chief

PERSONNEL AND OFFICES

CENTRAL OFFICE

308 North Curry Street, Room 200, Carson City  
885-5040

Chief Parole and Probation Officer and  
Interstate Compact Administrator.....A. A. Campos

Deputy Chief and  
Deputy Interstate Compact Administrator.....Barbara Durbin  
Program and Training Manager.....Tracy D. Fisk  
Special Services Unit.....H. D. Petersen  
Pre-Release Unit.....Tim Smith  
Work Release Unit.....Wiley Peebles  
Interstate Services.....Mike Jenkins  
Accounting.....Nancy Breeden  
Personnel.....Angie Wright  
Records Unit.....Bennie Mc Guinness  
Statistical Unit.....Sue Hampton

DISTRICT I - CARSON CITY

106 East Adams Street, Room 206, Carson City  
885-5045

District Supervisor I.....Susan Rock

MINDEN SUB-OFFICE

1540 4th Street, Room 214, Minden  
782-4400

Senior Officer.....Richard Ernst

DISTRICT II - RENO

511 East 2nd Street, Reno  
Investigation Unit  
784-6361

513 East 2nd Street, Reno  
Supervision Unit  
784-6441

District Supervisor II.....A. W. Skidmore  
Psychologist.....Robert Hemenway  
Supervision Unit.....Pete Nolan  
Investigation Unit.....Charles Crump

DISTRICT III - ELKO  
850 Elm Street, Elko  
738-4008

District Supervisor I.....Al Garamendi

ELY SUB-OFFICE  
P.O. Box 427, Ely  
289-3333

Senior Officer.....James Matlack

DISTRICT IV - LAS VEGAS  
1111 Las Vegas Blvd. South, Las Vegas  
385-0274 385-0279 385-0341 385-0343

District Supervisor II.....Earl Des Armier  
Psychologist.....Rob Calderone  
Investigation Unit.....Ed Coyle  
I.S.U. Unit.....Wilson Tyler  
Pre Release Unit.....William Kassel  
Probation Supervision Unit.....Yvonne Reed  
Compact/Parole/Restitution Unit.....Chuck Cline

HENDERSON SUB-OFFICE  
19 Water Street, Henderson  
565-7116

Senior Officer.....Harold Larson

DISTRICT V - FALLON  
131 South Main Street, Arcade Building, Room 205, Fallon  
423-7188

District Supervisor I.....F. Tom Ballman

SUB OFFICE - WINNEMUCCA  
530 Melarkey Street, Sheppard Building, Room 10, Winnemucca  
623-2555

Parole and Probation Officer.....Charles Lizer

PRE-SENTENCE INVESTIGATIONS BY QUARTER

|                         | 1974-75 | 75-76 | 76-77 | 77-78 | 78-79 | 79-80 |
|-------------------------|---------|-------|-------|-------|-------|-------|
| First Quarter           | 344     | 377   | 561   | 603   | 739   | 714   |
| Second Quarter          | 397     | 452   | 529   | 700   | 700   | 833   |
| Third Quarter           | 462     | 500   | 628   | 764   | 788   | 748   |
| Fourth Quarter          | 427     | 552   | 650   | 695   | 715   | 865   |
| Totals                  | 1630    | 1881  | 2368  | 2762  | 2942  | 3160  |
| Yearly Rate of Increase | 13%     | 15%   | 26%   | 17%   | 7%    | 7%    |
| Six Year Increase       |         | 94%   |       |       |       |       |

PRE-SENTENCE INVESTIGATIONS BY COUNTY

| <u>Counties</u> | 1974-75 | 75-76 | 76-77 | 77-78 | 78-79 | 79-80 |
|-----------------|---------|-------|-------|-------|-------|-------|
| Carson          | 56      | 58    | 77    | 93    | 107   | 87    |
| Churchill       | 18      | 19    | 17    | 18    | 38    | 35    |
| Clark           | 631     | 936   | 1289  | 1630  | 1606  | 1633  |
| Douglas         | 72      | 55    | 69    | 98    | 122   | 108   |
| Elko            | 67      | 67    | 67    | 75    | 76    | 72    |
| Esmeralda       | 3       | 3     | 2     | 2     | 6     | 0     |
| Eureka          | 2       | 0     | 1     | 1     | 1     | 1     |
| Humboldt        | 21      | 25    | 29    | 46    | 45    | 42    |
| Lander          | 14      | 18    | 10    | 9     | 9     | 10    |
| Lincoln         | 3       | 7     | 10    | 10    | 5     | 7     |
| Lyon            | 23      | 22    | 18    | 24    | 15    | 18    |
| Mineral         | 10      | 10    | 15    | 13    | 13    | 17    |
| Nye             | 6       | 13    | 15    | 17    | 21    | 18    |
| Pershing        | 6       | 4     | 28    | 16    | 21    | 16    |
| Storey          | 6       | 1     | 0     | 2     | 0     | 1     |
| Washoe          | 675     | 630   | 711   | 701   | 844   | 1075  |
| White Pine      | 17      | 13    | 10    | 7     | 12    | 20    |
| Total           | 1630    | 1881  | 2368  | 2762  | 2941  | 3160  |

PRE-SENTENCE INVESTIGATIONS BY NATURE OF CRIME BY COUNTIES

CARSON CITY

|                        | 1974-75   | 75-76     | 76-77     | 77-78     | 78-79      | 79-80     |
|------------------------|-----------|-----------|-----------|-----------|------------|-----------|
| Murder                 | 1         | 5         | 0         | 6         | 4          | 0         |
| Attempt Murder         | 0         | 0         | 1         | 2         | 0          | 1         |
| Vol. Manslaughter      | 1         | 0         | 0         | 0         | 1          | 0         |
| Invol. Manslaughter    | 2         | 3         | 0         | 0         | 0          | 0         |
| Rape                   | 2         | 1         | 1         | 0         | 0          | 0         |
| Attempt Rape           | 0         | 0         | 0         | 0         | 0          | 0         |
| Robbery                | 0         | 2         | 0         | 1         | 1          | 4         |
| Battery                | 0         | 0         | 4         | 3         | 2          | 4         |
| Vehicle Theft          | 0         | 1         | 1         | 0         | 3          | 3         |
| Larceny from Person    | 0         | 1         | 0         | 2         | 0          | 0         |
| Burglary               | 8         | 4         | 3         | 6         | 14         | 6         |
| Kidnap                 | 0         | 1         | 0         | 1         | 2          | 1         |
| Extortion              | 0         | 0         | 0         | 0         | 0          | 1         |
| Assault                | 3         | 3         | 0         | 3         | 0          | 0         |
| Child Abuse            | 0         | 0         | 0         | 1         | 3          | 1         |
| Coercion               | 0         | 0         | 0         | 1         | 0          | 0         |
| False Imprisonment     | 0         | 0         | 1         | 3         | 2          | 0         |
| Arson                  | 0         | 0         | 1         | 0         | 0          | 0         |
| Grand Larceny          | 1         | 3         | 3         | 8         | 13         | 5         |
| Forgery                | 2         | 1         | 0         | 0         | 0          | 2         |
| Fraud                  | 0         | 0         | 0         | 0         | 0          | 0         |
| Embezzlement           | 1         | 0         | 3         | 3         | 3          | 3         |
| Non-Sufficient Funds   | 0         | 0         | 4         | 1         | 0          | 2         |
| Credit Card Offense    | 0         | 0         | 0         | 2         | 3          | 0         |
| Utter Forged Instru.   | 0         | 0         | 1         | 0         | 3          | 1         |
| Vandalism              | 0         | 0         | 2         | 0         | 0          | 0         |
| Cheating at Gambling   | 0         | 0         | 0         | 0         | 0          | 1         |
| Obtain Money/Fal.Pre.  | 0         | 0         | 1         | 2         | 0          | 1         |
| Poss. Stolen Property  | 1         | 0         | 1         | 2         | 3          | 8         |
| Swindling              | 0         | 0         | 0         | 0         | 0          | 0         |
| Escape                 | 5         | 1         | 6         | 8         | 6          | 8         |
| Conspiracy             | 11        | 10        | 8         | 1         | 0          | 0         |
| Poss. Burglary Tools   | 0         | 0         | 0         | 0         | 0          | 0         |
| Carry Concealed Weapon | 3         | 1         | 4         | 4         | 2          | 0         |
| Ex-Felon w/Firearm     | 2         | 1         | 0         | 1         | 1          | 0         |
| Habitual Criminal      | 0         | 0         | 0         | 0         | 0          | 0         |
| Child Neglect/Non-Sup. | 0         | 0         | 0         | 0         | 1          | 1         |
| DUI                    | 0         | 0         | 0         | 1         | 1          | 0         |
| Leaving the Scene      | 0         | 0         | 0         | 0         | 0          | 0         |
| Narcotic Sales         | 5         | 2         | 3         | 2         | 4          | 1         |
| Narcotic Possession    | 8         | 9         | 29        | 24        | 23         | 24        |
| Narcotic Other         | 0         | 0         | 0         | 1         | 2          | 0         |
| Sex Other              | 0         | 3         | 0         | 3         | 3          | 3         |
| Other                  | 0         | 6         | 0         | 1         | 7          | 6         |
| <b>Totals</b>          | <b>56</b> | <b>58</b> | <b>77</b> | <b>93</b> | <b>107</b> | <b>87</b> |

PRE-SENTENCE INVESTIGATIONS BY NATURE OF CRIME BY COUNTIES

CLARK

|                        | 1974-75    | 75-76      | 76-77       | 77-78       | 78-79       | 79-80       |
|------------------------|------------|------------|-------------|-------------|-------------|-------------|
| Murder                 | 21         | 21         | 31          | 30          | 28          | 15          |
| Attempt Murder         | 0          | 7          | 5           | 5           | 0           | 1           |
| Vol. Manslaughter      | 4          | 12         | 6           | 15          | 5           | 12          |
| Invol. Manslaughter    | 18         | 15         | 19          | 18          | 18          | 18          |
| Rape                   | 10         | 12         | 7           | 12          | 13          | 22          |
| Attempt Rape           | 0          | 0          | 3           | 4           | 0           | 4           |
| Robbery                | 85         | 124        | 137         | 147         | 133         | 122         |
| Battery                | 0          | 30         | 53          | 52          | 44          | 43          |
| Vehicle Theft          | 13         | 26         | 30          | 56          | 56          | 41          |
| Larceny from Person    | 9          | 27         | 45          | 57          | 52          | 42          |
| Burglary               | 106        | 186        | 244         | 279         | 244         | 294         |
| Kidnap                 | 7          | 7          | 12          | 17          | 5           | 14          |
| Extortion              | 0          | 0          | 3           | 3           | 2           | 1           |
| Assault                | 32         | 27         | 22          | 28          | 29          | 28          |
| Child Abuse            | 0          | 0          | 0           | 0           | 3           | 3           |
| Coercion               | 0          | 0          | 2           | 10          | 19          | 17          |
| False Imprisonment     | 0          | 0          | 4           | 1           | 0           | 0           |
| Arson                  | 2          | 3          | 1           | 6           | 6           | 5           |
| Grand Larceny          | 41         | 78         | 86          | 151         | 162         | 160         |
| Forgery                | 0          | 0          | 50          | 68          | 55          | 56          |
| Fraud                  | 28         | 16         | 0           | 4           | 0           | 2           |
| Embezzlement           | 10         | 25         | 25          | 34          | 43          | 46          |
| Non-Sufficient Funds   | 41         | 49         | 12          | 17          | 20          | 13          |
| Credit Card Offense    | 18         | 19         | 32          | 36          | 58          | 44          |
| Utter Forged Instru.   | 0          | 0          | 0           | 0           | 0           | 0           |
| Vandalism              | 0          | 0          | 3           | 5           | 4           | 4           |
| Cheating at Gambling   | 1          | 0          | 3           | 7           | 16          | 26          |
| Obtain Money/Fal.Pre.  | 0          | 0          | 10          | 21          | 19          | 39          |
| Poss. Stolen Property  | 3          | 24         | 59          | 84          | 83          | 67          |
| Swindling              | 0          | 0          | 3           | 5           | 13          | 14          |
| Escape                 | 6          | 4          | 4           | 9           | 6           | 5           |
| Conspiracy             | 18         | 31         | 30          | 21          | 17          | 22          |
| Poss. Burglary Tools   | 0          | 0          | 0           | 0           | 5           | 2           |
| Carry Concealed Weapon | 2          | 6          | 21          | 8           | 15          | 12          |
| Ex-Felon w/Firearm     | 2          | 3          | 0           | 8           | 8           | 7           |
| Habitual Criminal      | 0          | 0          | 0           | 0           | 2           | 4           |
| Child Neglect/Non-Sup. | 0          | 0          | 0           | 0           | 0           | 1           |
| DUI                    | 1          | 0          | 5           | 4           | 10          | 9           |
| Leaving the Scene      | 0          | 0          | 0           | 0           | 6           | 4           |
| Narcotic Sales         | 65         | 54         | 85          | 155         | 121         | 96          |
| Narcotic Possession    | 51         | 78         | 154         | 162         | 187         | 217         |
| Narcotic Other         | 7          | 0          | 6           | 9           | 9           | 3           |
| Sex Other              | 20         | 20         | 47          | 47          | 53          | 60          |
| Other                  | 10         | 32         | 30          | 35          | 37          | 38          |
| <b>Totals</b>          | <b>631</b> | <b>936</b> | <b>1289</b> | <b>1630</b> | <b>1606</b> | <b>1633</b> |

PRE-SENTENCE INVESTIGATIONS BY NATURE OF CRIME BY COUNTIES

DOUGLAS

|                        | 1974-75 | 75-76 | 76-77 | 77-78 | 78-79 | 79-80 |
|------------------------|---------|-------|-------|-------|-------|-------|
| Murder                 | 0       | 1     | 0     | 0     | 1     | 0     |
| Attempt Murder         | 0       | 0     | 0     | 0     | 0     | 0     |
| Vol. Manslaughter      | 1       | 0     | 0     | 1     | 0     | 1     |
| Invol. Manslaughter    | 2       | 3     | 0     | 2     | 0     | 3     |
| Rape                   | 0       | 1     | 0     | 0     | 0     | 0     |
| Attempt Rape           | 0       | 0     | 0     | 0     | 0     | 0     |
| Robbery                | 3       | 0     | 2     | 1     | 5     | 3     |
| Battery                | 0       | 0     | 0     | 2     | 9     | 4     |
| Vehicle Theft          | 0       | 2     | 0     | 0     | 4     | 4     |
| Larceny from Person    | 0       | 0     | 1     | 2     | 3     | 1     |
| Burglary               | 8       | 1     | 2     | 10    | 9     | 8     |
| Kidnap                 | 2       | 0     | 0     | 0     | 0     | 0     |
| Extortion              | 0       | 0     | 0     | 2     | 0     | 0     |
| Assault                | 2       | 6     | 2     | 4     | 1     | 1     |
| Child Abuse            | 0       | 0     | 0     | 0     | 0     | 0     |
| Coercion               | 0       | 0     | 0     | 0     | 0     | 0     |
| False Imprisonment     | 0       | 0     | 0     | 0     | 0     | 0     |
| Arson                  | 0       | 0     | 2     | 0     | 0     | 0     |
| Grand Larceny          | 5       | 4     | 0     | 9     | 12    | 17    |
| Forgery                | 0       | 3     | 6     | 3     | 3     | 2     |
| Fraud                  | 4       | 0     | 0     | 0     | 1     | 0     |
| Embezzlement           | 2       | 2     | 1     | 1     | 9     | 8     |
| Non-Sufficient Funds   | 0       | 0     | 0     | 0     | 0     | 4     |
| Credit Card Offense    | 0       | 0     | 0     | 3     | 4     | 3     |
| Utter Forged Instru.   | 0       | 0     | 0     | 3     | 5     | 2     |
| Vandalism              | 0       | 0     | 1     | 0     | 1     | 0     |
| Cheating at Gambling   | 4       | 0     | 2     | 3     | 4     | 1     |
| Obtain Money/Fal.Pre.  | 0       | 0     | 0     | 0     | 0     | 1     |
| Poss. Stolen Property  | 0       | 0     | 3     | 5     | 14    | 4     |
| Swindling              | 0       | 0     | 0     | 2     | 4     | 6     |
| Escape                 | 1       | 2     | 2     | 1     | 0     | 1     |
| Conspiracy             | 9       | 13    | 7     | 0     | 0     | 0     |
| Poss. Burglary Tools   | 0       | 0     | 0     | 0     | 0     | 0     |
| Carry Concealed Weapon | 1       | 1     | 3     | 2     | 0     | 2     |
| Ex-Felon w/Firearm     | 0       | 0     | 0     | 0     | 0     | 0     |
| Habitual Criminal      | 0       | 0     | 0     | 0     | 0     | 0     |
| Child Neglect/Non-Sup. | 0       | 0     | 0     | 0     | 0     | 0     |
| DUI                    | 0       | 0     | 1     | 1     | 0     | 4     |
| Leaving the Scene      | 0       | 0     | 0     | 0     | 0     | 1     |
| Narcotic Sales         | 5       | 1     | 1     | 11    | 6     | 3     |
| Narcotic Possession    | 19      | 11    | 24    | 19    | 22    | 19    |
| Narcotic Other         | 3       | 0     | 1     | 4     | 1     | 0     |
| Sex Other              | 0       | 0     | 6     | 4     | 0     | 1     |
| Other                  | 1       | 4     | 2     | 3     | 4     | 4     |
| Totals                 | 72      | 55    | 69    | 98    | 122   | 108   |



PRE-SENTENCE INVESTIGATIONS BY NATURE OF CRIME BY COUNTIES

ELKO

|                        | 1974-75   | 75-76     | 76-77     | 77-78     | 78-79     | 79-80     |
|------------------------|-----------|-----------|-----------|-----------|-----------|-----------|
| Murder                 | 0         | 2         | 1         | 0         | 0         | 0         |
| Attempt Murder         | 0         | 0         | 0         | 0         | 0         | 0         |
| Vol. Manslaughter      | 0         | 0         | 0         | 0         | 0         | 0         |
| Invol. Manslaughter    | 1         | 0         | 0         | 2         | 1         | 1         |
| Rape                   | 0         | 0         | 0         | 0         | 0         | 1         |
| Attempt Rape           | 0         | 0         | 0         | 0         | 0         | 0         |
| Robbery                | 1         | 1         | 4         | 5         | 5         | 3         |
| Battery                | 0         | 0         | 2         | 4         | 1         | 1         |
| Vehicle Theft          | 0         | 0         | 5         | 2         | 3         | 2         |
| Larceny from Person    | 0         | 0         | 1         | 0         | 3         | 0         |
| Burglary               | 11        | 5         | 11        | 7         | 12        | 12        |
| Kidnap                 | 0         | 2         | 0         | 0         | 0         | 1         |
| Extortion              | 0         | 0         | 0         | 0         | 0         | 0         |
| Assault                | 6         | 1         | 0         | 0         | 0         | 1         |
| Child Abuse            | 0         | 0         | 0         | 0         | 0         | 0         |
| Coercion               | 0         | 0         | 0         | 0         | 0         | 0         |
| False Imprisonment     | 0         | 0         | 0         | 1         | 0         | 0         |
| Arson                  | 0         | 0         | 0         | 0         | 1         | 1         |
| Grand Larceny          | 7         | 6         | 4         | 9         | 3         | 6         |
| Forgery                | 4         | 8         | 5         | 1         | 2         | 5         |
| Fraud                  | 2         | 0         | 0         | 0         | 0         | 0         |
| Embezzlement           | 4         | 3         | 1         | 3         | 2         | 4         |
| Non-Sufficient Funds   | 0         | 0         | 5         | 6         | 1         | 0         |
| Credit Card Offense    | 0         | 0         | 1         | 0         | 0         | 0         |
| Utter Forged Instru.   | 0         | 0         | 3         | 1         | 2         | 0         |
| Vandalism              | 0         | 0         | 0         | 0         | 1         | 0         |
| Cheating at Gambling   | 0         | 0         | 0         | 0         | 1         | 1         |
| Obtain Money/Fal.Pre.  | 0         | 0         | 0         | 1         | 0         | 0         |
| Poss. Stolen Property  | 1         | 2         | 6         | 4         | 2         | 5         |
| Swindling              | 0         | 0         | 0         | 1         | 1         | 0         |
| Escape                 | 0         | 0         | 0         | 0         | 1         | 0         |
| Conspiracy             | 0         | 0         | 0         | 0         | 0         | 0         |
| Poss. Burglary Tools   | 0         | 0         | 0         | 0         | 0         | 0         |
| Carry Concealed Weapon | 0         | 0         | 1         | 1         | 4         | 1         |
| Ex-Felon w/Firearm     | 0         | 1         | 0         | 1         | 1         | 1         |
| Habitual Criminal      | 0         | 0         | 0         | 0         | 0         | 0         |
| Child Neglect/Non-Sup. | 0         | 0         | 0         | 0         | 2         | 1         |
| DUI                    | 0         | 0         | 2         | 0         | 1         | 1         |
| Leaving the Scene      | 0         | 0         | 0         | 0         | 0         | 0         |
| Narcotic Sales         | 0         | 3         | 3         | 7         | 4         | 7         |
| Narcotic Possession    | 20        | 19        | 5         | 15        | 20        | 11        |
| Narcotic Other         | 0         | 0         | 0         | 0         | 0         | 0         |
| Sex Other              | 0         | 1         | 4         | 4         | 1         | 0         |
| Other                  | 10        | 13        | 3         | 0         | 2         | 6         |
| <b>Totals</b>          | <b>67</b> | <b>67</b> | <b>67</b> | <b>75</b> | <b>77</b> | <b>72</b> |

PRE-SENTENCE INVESTIGATIONS BY NATURE OF CRIME BY COUNTIES

WASHOE

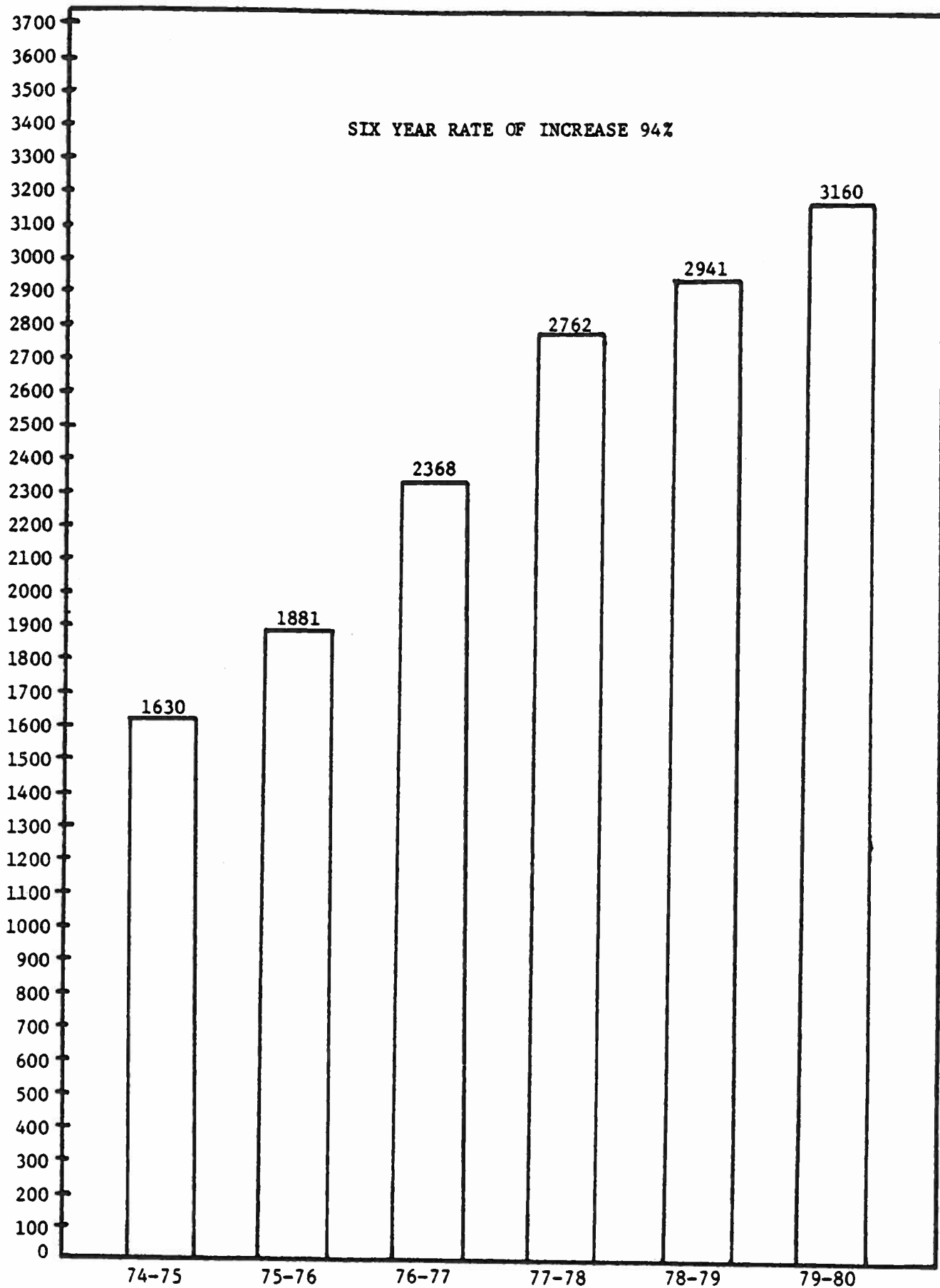
|                        | 1974-75   | 75-76      | 76-77      | 77-78      | 78-79      | 79-80       |
|------------------------|-----------|------------|------------|------------|------------|-------------|
| Murder                 | 8         | 4          | 6          | 11         | 16         | 15          |
| Attempt Murder         | 0         | 0          | 4          | 5          | 0          | 2           |
| Vol. Manslaughter      | 2         | 1          | 0          | 1          | 1          | 0           |
| Invol. Manslaughter    | 4         | 3          | 7          | 4          | 7          | 7           |
| Rape                   | 1         | 7          | 5          | 5          | 11         | 11          |
| Attempt Rape           | 0         | 0          | 3          | 1          | 0          | 0           |
| Robbery                | 36        | 33         | 48         | 37         | 39         | 75          |
| Battery                | 0         | 12         | 13         | 14         | 20         | 24          |
| Vehicle Theft          | 9         | 10         | 14         | 18         | 14         | 22          |
| Larceny from Person    | 10        | 10         | 15         | 19         | 18         | 15          |
| Burglary               | 97        | 105        | 94         | 112        | 126        | 168         |
| Kidnap                 | 0         | 2          | 0          | 1          | 5          | 2           |
| Extortion              | 0         | 0          | 1          | 3          | 0          | 2           |
| Assault                | 21        | 24         | 16         | 5          | 15         | 23          |
| Child Abuse            | 0         | 0          | 2          | 6          | 6          | 9           |
| Coercion               | 0         | 0          | 0          | 1          | 0          | 0           |
| False Imprisonment     | 0         | 0          | 0          | 0          | 0          | 5           |
| Arson                  | 5         | 1          | 5          | 3          | 2          | 6           |
| Grand Larceny          | 36        | 48         | 35         | 65         | 77         | 104         |
| Forgery                | 67        | 51         | 32         | 30         | 40         | 26          |
| Fraud                  | 26        | 22         | 4          | 2          | 1          | 2           |
| Embezzlement           | 28        | 17         | 37         | 29         | 48         | 62          |
| Non-Sufficient Funds   | 0         | 0          | 22         | 15         | 23         | 24          |
| Credit Card Offense    | 22        | 17         | 14         | 36         | 28         | 38          |
| Utter Forged Instru.   | 0         | 0          | 31         | 18         | 19         | 15          |
| Vandalism              | 0         | 0          | 1          | 8          | 2          | 7           |
| Cheating at Gambling   | 4         | 0          | 3          | 1          | 13         | 17          |
| Obtain Money/Fal.Pre.  | 0         | 0          | 4          | 6          | 20         | 18          |
| Poss. Stolen Property  | 67        | 19         | 57         | 58         | 57         | 65          |
| Swindling              | 0         | 0          | 1          | 10         | 11         | 13          |
| Escape                 | 4         | 2          | 1          | 3          | 2          | 9           |
| Conspiracy             | 6         | 15         | 0          | 1          | 0          | 1           |
| Poss. Burglary Tools   | 0         | 0          | 0          | 0          | 1          | 0           |
| Carry Concealed Weapon | 22        | 13         | 14         | 10         | 15         | 21          |
| Ex-Felon w/Firearm     | 2         | 2          | 5          | 3          | 2          | 6           |
| Habitual Criminal      | 0         | 0          | 0          | 0          | 0          | 0           |
| Child Neglect/Non-Sup. | 0         | 0          | 0          | 0          | 2          | 6           |
| DUI                    | 5         | 2          | 5          | 6          | 8          | 7           |
| Leaving the Scene      | 0         | 0          | 2          | 1          | 3          | 2           |
| Narcotic Sales         | 30        | 17         | 40         | 40         | 25         | 55          |
| Narcotic Possession    | 2         | 95         | 116        | 67         | 99         | 134         |
| Narcotic Other         | 28        | 19         | 17         | 10         | 20         | 6           |
| Sex Other              | 17        | 17         | 18         | 24         | 16         | 25          |
| Other                  | 16        | 62         | 19         | 12         | 32         | 26          |
| <b>Totals</b>          | <b>75</b> | <b>630</b> | <b>711</b> | <b>701</b> | <b>844</b> | <b>1075</b> |

PRE-SENTENCE INVESTIGATIONS BY NATURE OF CRIME BY COUNTIES

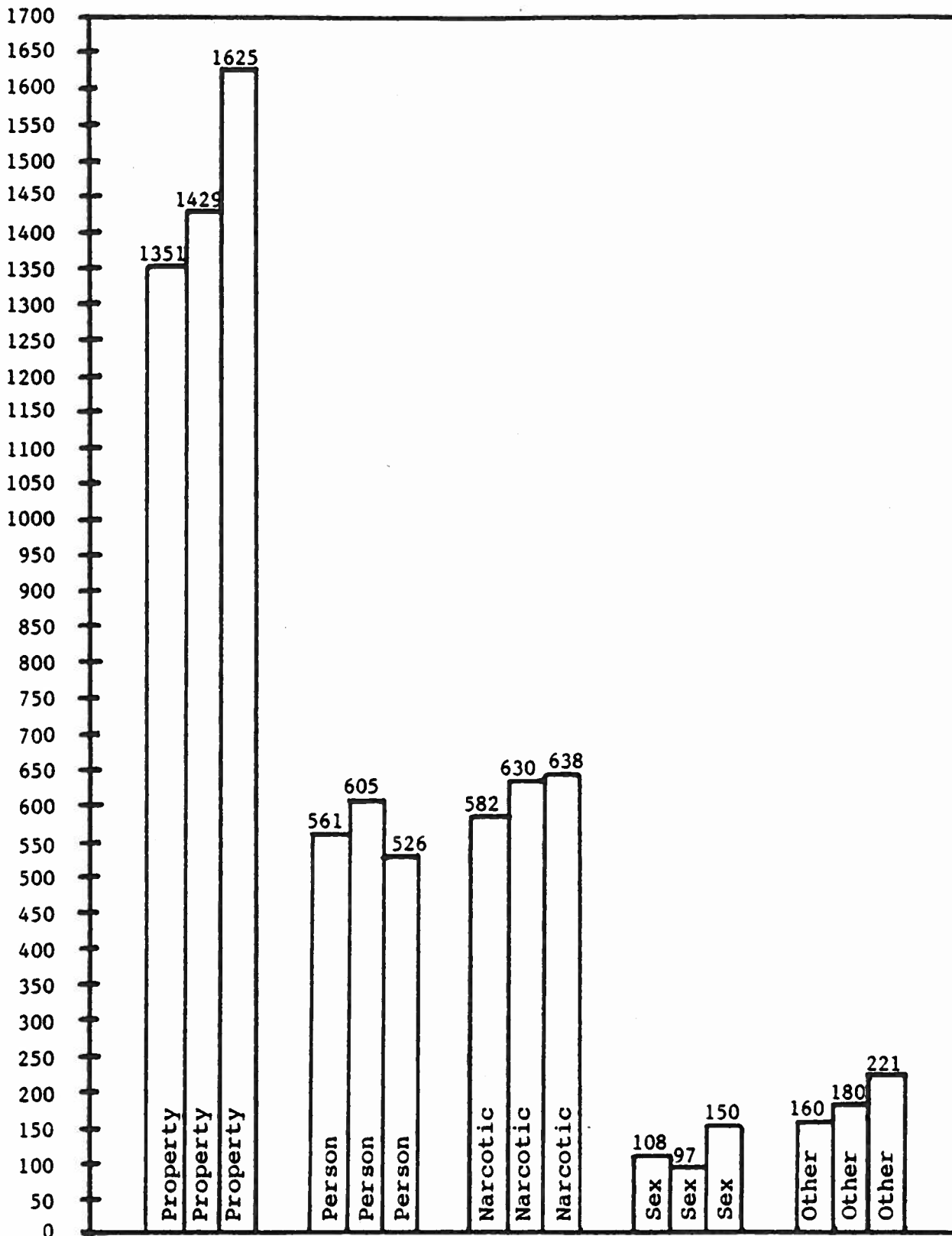
ALL OTHER COUNTIES

|                        | 1974-75    | 75-76      | 76-77      | 77-78      | 78-79      | 79-80      |
|------------------------|------------|------------|------------|------------|------------|------------|
| Murder                 | 2          | 4          | 0          | 2          | 7          | 7          |
| Attempt Murder         | 0          | 0          | 0          | 0          | 0          | 1          |
| Vol. Manslaughter      | 1          | 0          | 4          | 2          | 0          | 0          |
| Invol. Manslaughter    | 5          | 3          | 2          | 7          | 5          | 4          |
| Rape                   | 0          | 0          | 0          | 0          | 0          | 0          |
| Attempt Rape           | 0          | 0          | 0          | 0          | 0          | 0          |
| Robbery                | 1          | 5          | 1          | 3          | 9          | 3          |
| Battery                | 0          | 3          | 1          | 5          | 11         | 5          |
| Vehicle Theft          | 2          | 7          | 9          | 8          | 5          | 14         |
| Larceny from Person    | 0          | 0          | 2          | 0          | 2          | 2          |
| Burglary               | 15         | 16         | 8          | 17         | 13         | 15         |
| Kidnap                 | 0          | 2          | 1          | 0          | 1          | 3          |
| Extortion              | 0          | 0          | 0          | 0          | 0          | 0          |
| Assault                | 8          | 2          | 5          | 1          | 3          | 3          |
| Child Abuse            | 0          | 0          | 0          | 0          | 0          | 2          |
| Coercion               | 0          | 0          | 0          | 0          | 0          | 0          |
| False Imprisonment     | 0          | 0          | 0          | 0          | 1          | 1          |
| Arson                  | 1          | 0          | 1          | 1          | 0          | 0          |
| Grand Larceny          | 14         | 8          | 2          | 18         | 16         | 7          |
| Forgery                | 5          | 3          | 4          | 0          | 0          | 3          |
| Fraud                  | 4          | 1          | 1          | 0          | 0          | 1          |
| Embezzlement           | 1          | 2          | 6          | 3          | 3          | 5          |
| Non-Sufficient Funds   | 0          | 0          | 0          | 0          | 1          | 4          |
| Credit Card Offense    | 0          | 0          | 2          | 1          | 4          | 4          |
| Utter Forged Instru.   | 0          | 0          | 1          | 6          | 2          | 0          |
| Vandalism              | 0          | 0          | 1          | 6          | 5          | 3          |
| Cheating at Gambling   | 0          | 0          | 0          | 0          | 0          | 2          |
| Obtain Money/Fal.Pre.  | 0          | 0          | 0          | 1          | 1          | 2          |
| Poss. Stolen Property  | 5          | 4          | 7          | 8          | 7          | 14         |
| Swindling              | 0          | 0          | 0          | 0          | 0          | 0          |
| Escape                 | 0          | 0          | 0          | 4          | 8          | 3          |
| Conspiracy             | 9          | 8          | 11         | 6          | 0          | 1          |
| Poss. Burglary Tools   | 0          | 0          | 0          | 0          | 0          | 1          |
| Carry Concealed Weapon | 0          | 0          | 2          | 3          | 1          | 4          |
| Ex-Felon w/Firearm     | 0          | 0          | 1          | 1          | 0          | 1          |
| Habitual Criminal      | 0          | 0          | 0          | 0          | 0          | 0          |
| Child Neglect/Non-Sup. | 0          | 0          | 0          | 0          | 0          | 0          |
| DUI                    | 0          | 0          | 1          | 1          | 3          | 1          |
| Leaving the Scene      | 0          | 0          | 0          | 0          | 0          | 0          |
| Narcotic Sales         | 3          | 5          | 1          | 4          | 9          | 12         |
| Narcotic Possession    | 37         | 36         | 46         | 51         | 50         | 32         |
| Narcotic Other         | 1          | 0          | 0          | 1          | 0          | 1          |
| Sex Other              | 5          | 2          | 5          | 3          | 1          | 9          |
| Other                  | 10         | 24         | 10         | 2          | 18         | 15         |
| <b>Totals</b>          | <b>129</b> | <b>135</b> | <b>155</b> | <b>165</b> | <b>186</b> | <b>185</b> |

PRE-SENTENCE INVESTIGATIONS REFERRED BY DISTRICT COURTS



PRE-SENTENCE INVESTIGATIONS BY CRIME CATEGORY

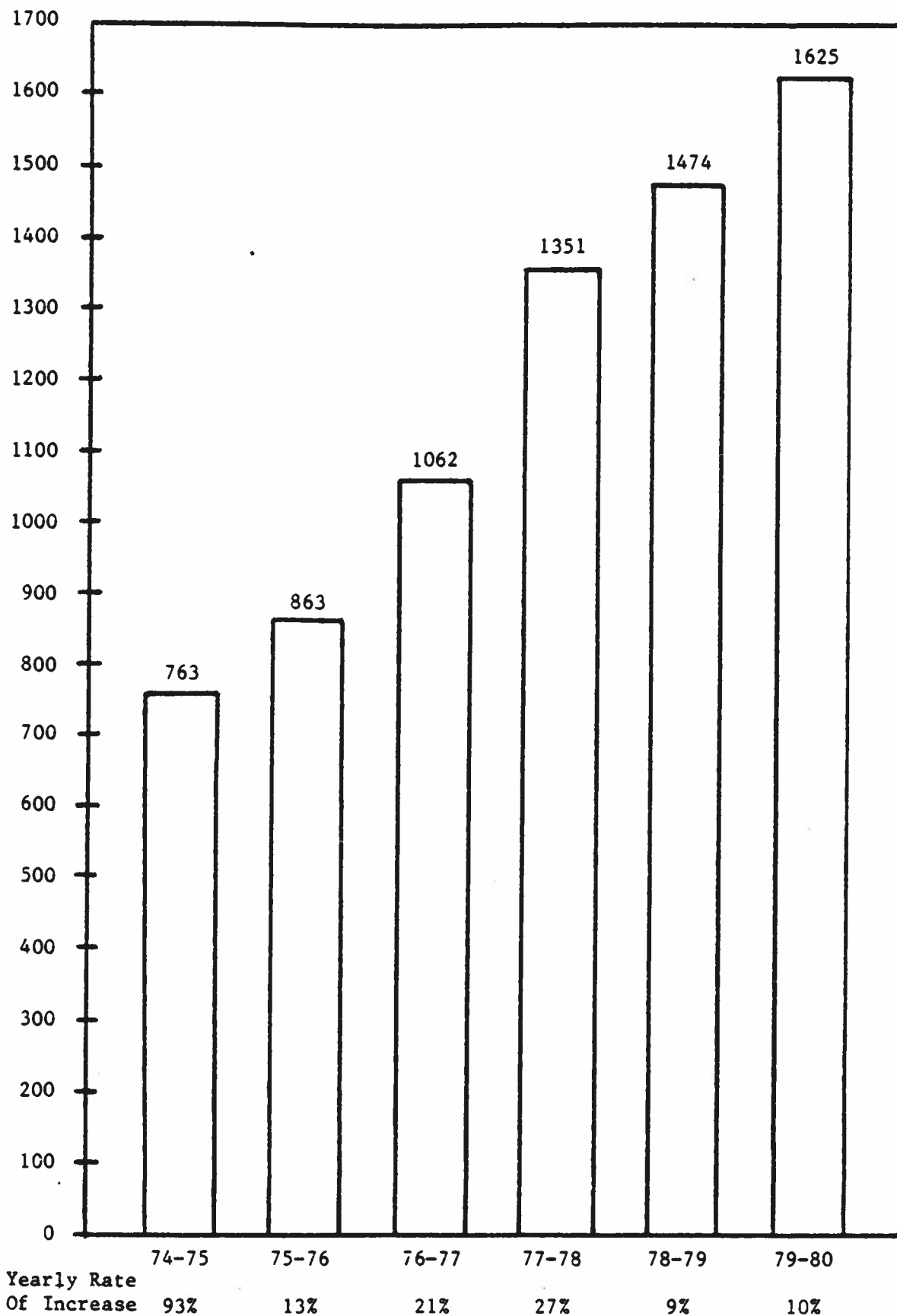


PERCENTAGE OF TOTAL INVESTIGATIONS

|         |     |     |     |    |    |
|---------|-----|-----|-----|----|----|
| 1977-78 | 49% | 20% | 21% | 4% | 6% |
| 1978-79 | 49% | 21% | 21% | 3% | 6% |
| 1979-80 | 51% | 17% | 20% | 5% | 7% |

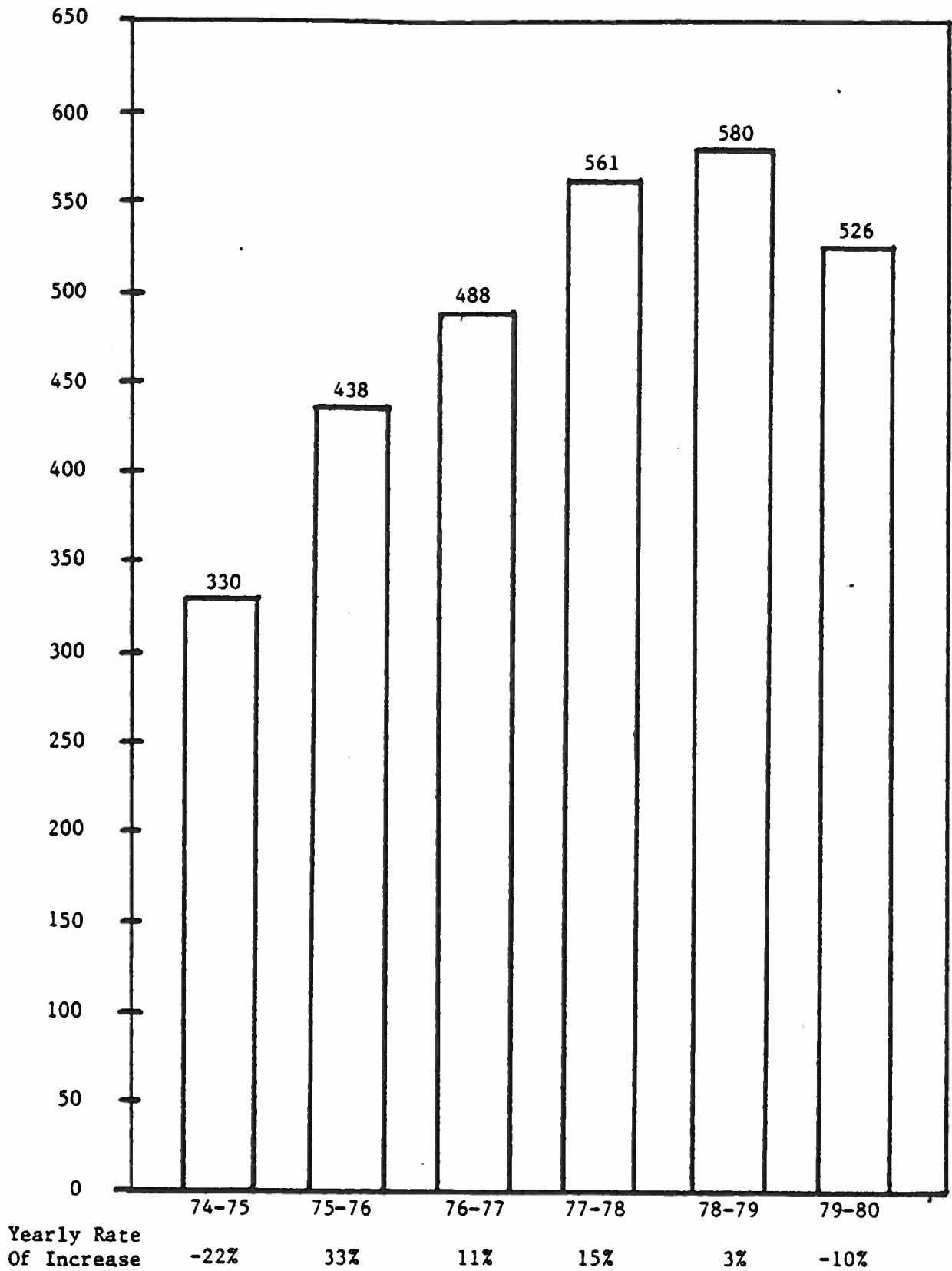
PRE-SENTENCE INVESTIGATIONS BY CRIME CATEGORY

CRIMES AGAINST PROPERTY



PRE-SENTENCE INVESTIGATIONS BY CRIME CATEGORY

CRIMES AGAINST PERSON



## INJURIES RESULTING

|                                     | 1978-79 | 1979-80 |
|-------------------------------------|---------|---------|
| NONE                                | 2562    | 2767    |
| INJURY WITH NO<br>MEDICAL TREATMENT | 80      | 67      |
| INJURY WITH<br>MEDICAL TREATMENT    | 105     | 130     |
| INJURY WITH<br>HOSPITALIZATION      | 70      | 78      |
| PERMANENT DISABILITY                | 18      | 16      |
| DEATH                               | 92      | 91      |
| UNKNOWN                             | 14      | 11      |
| TOTAL                               | 2941    | 3160    |

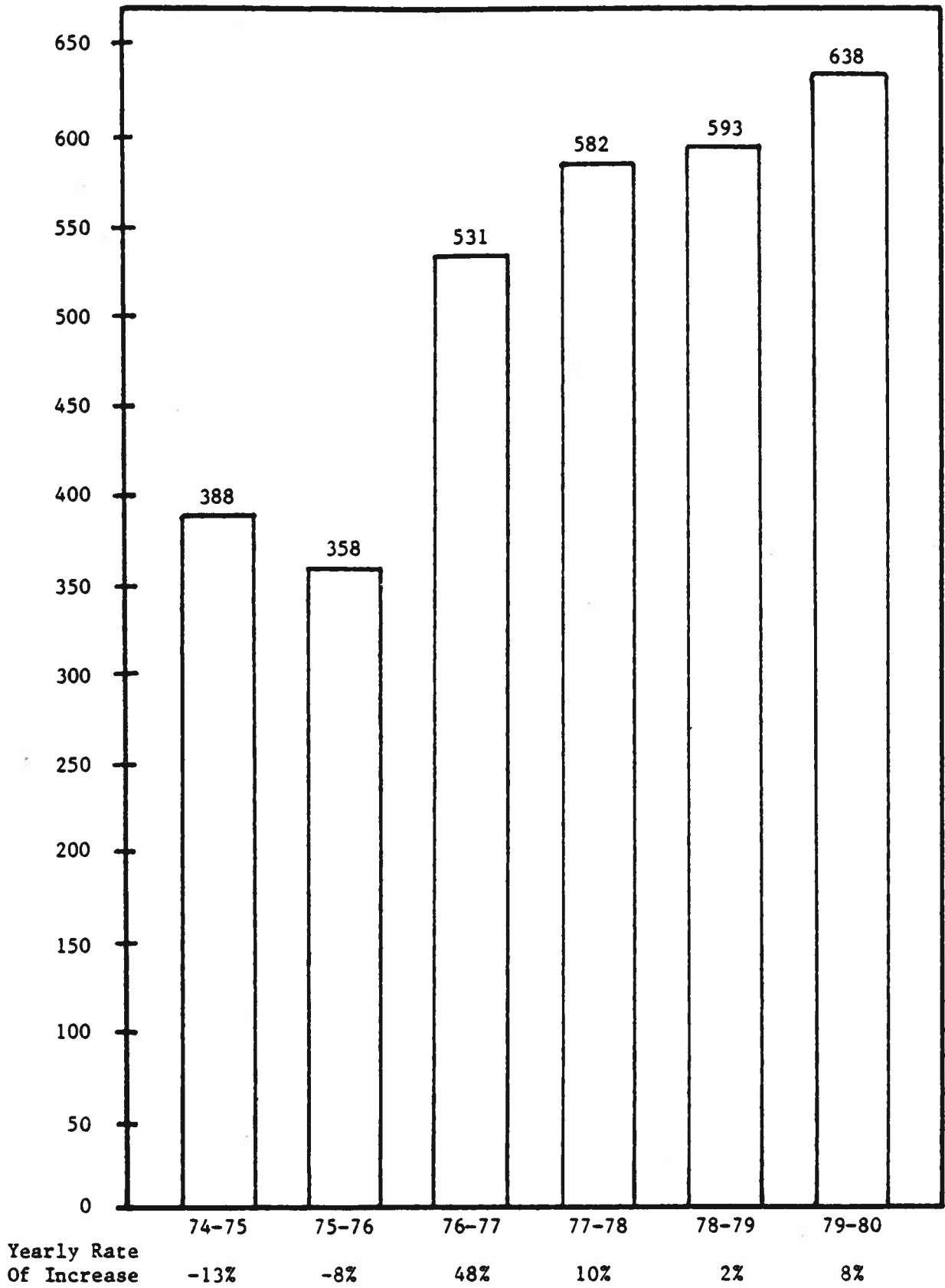


TYPES OF WEAPONS USED

|                  | 1978-79 | 1979-80 |
|------------------|---------|---------|
| NONE             | 2269    | 2541    |
| SIMULATED        | 8       | 15      |
| HANDS/FEET       | 74      | 107     |
| OTHER OBJECT     | 63      | 34      |
| DANGEROUS OBJECT | 6       | 6       |
| VEHICLE          | 76      | 71      |
| KNIFE            | 107     | 120     |
| HANDGUN          | 263     | 194     |
| RIFLE/SHOTGUN    | 66      | 64      |
| OTHER            | 9       | 8       |
| TOTAL            | 2941    | 3160    |

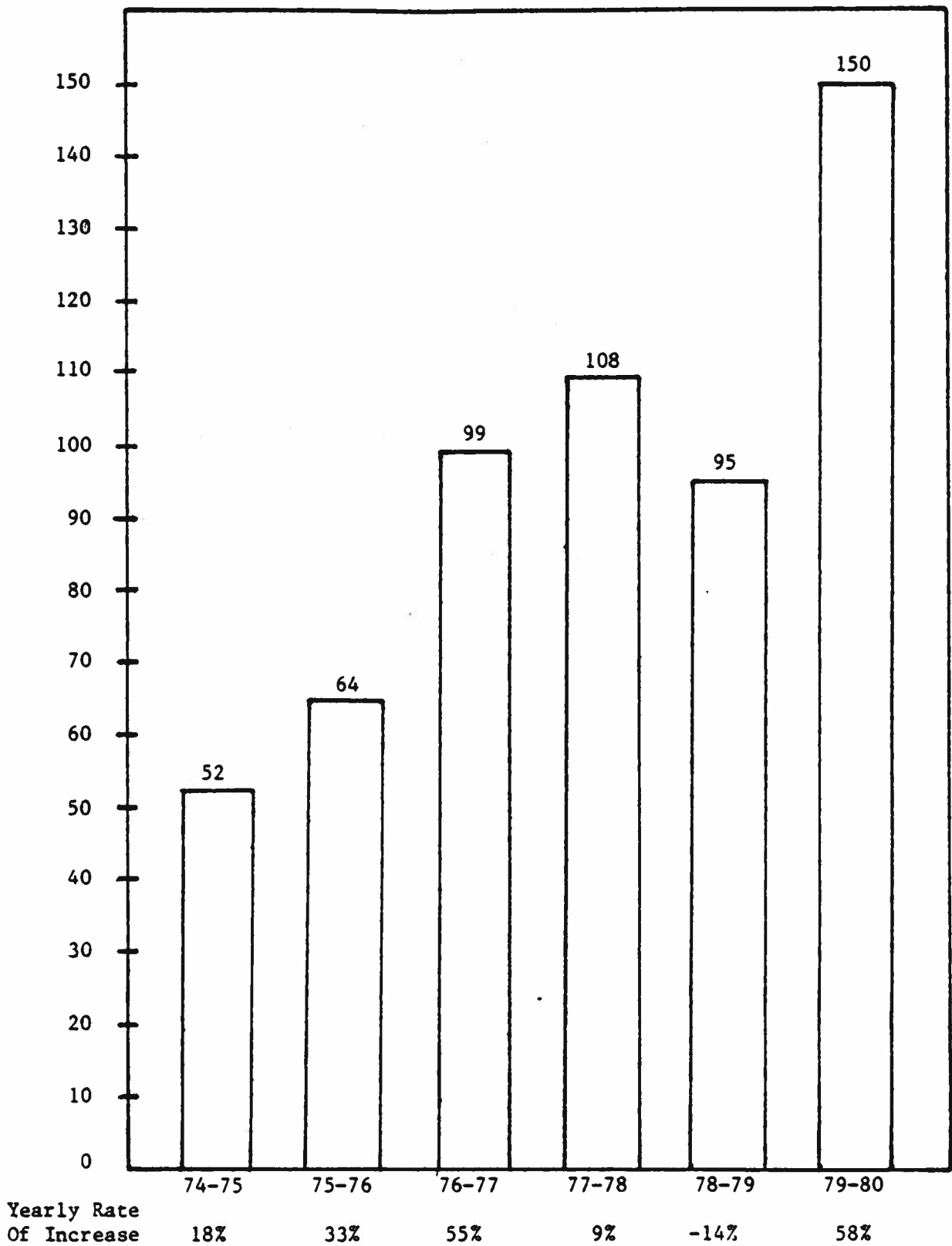
PRE-SENTENCE INVESTIGATIONS BY CRIME CATEGORY

NARCOTICS CRIMES



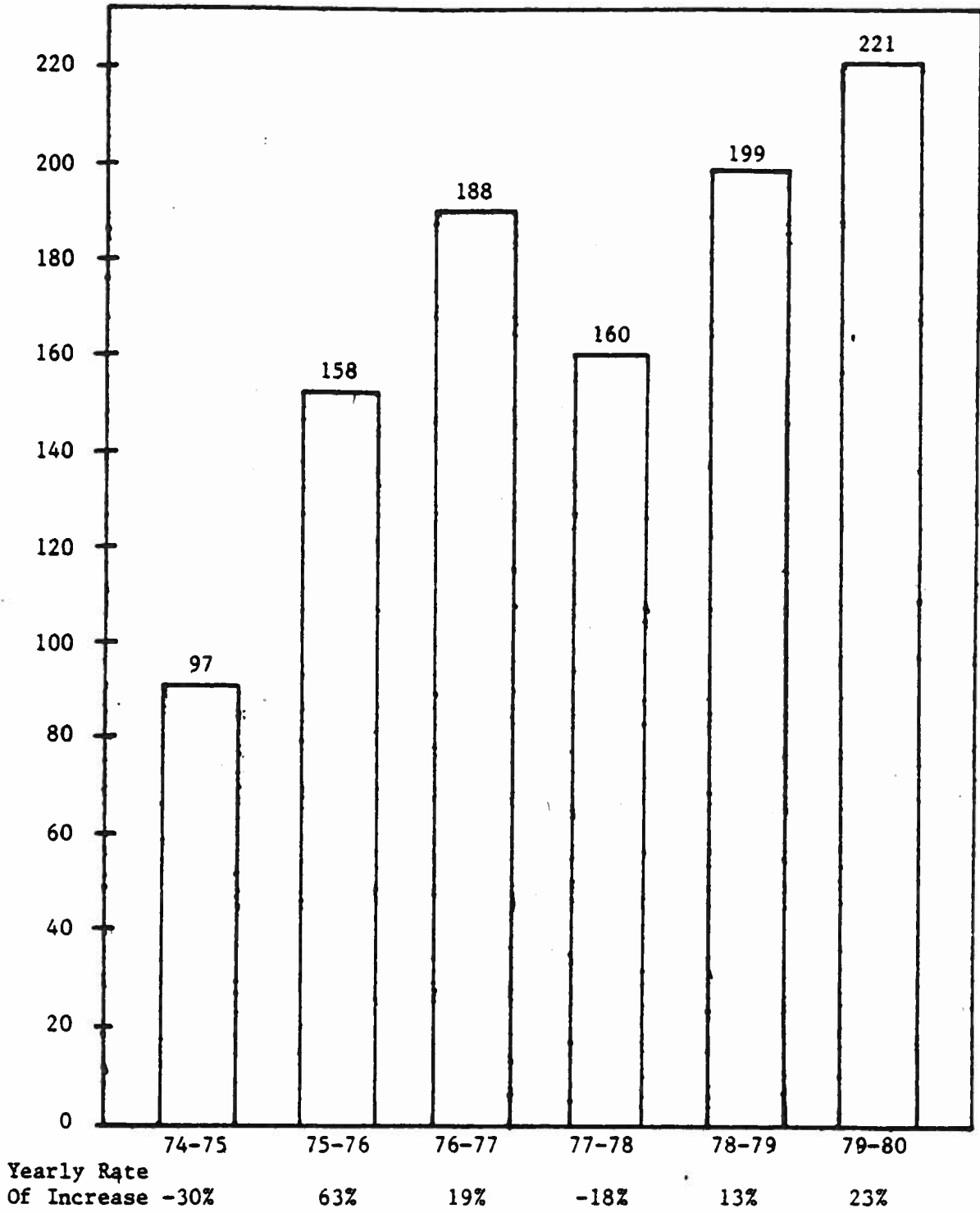
PRE-SENTENCE INVESTIGATIONS BY CRIME CATEGORY

SEX CRIMES



PRE-SENTENCE INVESTIGATIONS BY CRIME CATEGORY

OTHER CRIMES



PRE-SENTENCE DISPOSITIONS BY DISTRICT COURTS

|                    | 1975-76   | 76-77     | 77-78     | 78-79     | 79-80     |
|--------------------|-----------|-----------|-----------|-----------|-----------|
| Probation          | 1260 67%  | 1489 63%  | 1641 59%  | 1814 62%  | 1868 59%  |
| Deferred           |           |           |           |           | 131 4%    |
| Prison             | 378 20%   | 605 26%   | 732 27%   | 815 28%   | 796 25%   |
| Jail               | 119 6%    | 167 7%    | 223 8%    | 195 6%    | 220 7%    |
| Fine               | 18 1%     | 30 1%     | 60 2%     | 78 3%     | 83 3%     |
| Other              | 106 6%    | 77 3%     | 106 4%    | 39 1%     | 62 2%     |
| Total Dispositions | 1881 100% | 2368 100% | 2762 100% | 2941 100% | 3160 100% |

PRE-SENTENCE DISPOSITIONS BY CRIME CATEGORIES

|                        | 1975-76  | 76-77     | 77-78     | 78-79     | 79-80     |
|------------------------|----------|-----------|-----------|-----------|-----------|
| <u>PROPERTY CRIMES</u> |          |           |           |           |           |
| Probation              | 600 70%  | 682 64%   | 815 60%   | 919 62%   | 1068 66%  |
| Prison                 | 141 16%  | 231 22%   | 298 22%   | 360 24%   | 334 20%   |
| Jail                   | 63 7%    | 92 9%     | 145 11%   | 125 9%    | 141 9%    |
| Fine                   | 7 1%     | 16 1%     | 40 3%     | 45 3%     | 44 3%     |
| Other                  | 52 6%    | 41 4%     | 50 4%     | 25 2%     | 38 2%     |
| Total                  | 863 100% | 1062 100% | 1351 100% | 1474 100% | 1625 100% |

PERSON CRIMES

|           |          |          |          |          |          |
|-----------|----------|----------|----------|----------|----------|
| Probation | 228 52%  | 216 44%  | 240 43%  | 249 43%  | 193 37%  |
| Prison    | 159 36%  | 228 47%  | 257 46%  | 292 50%  | 283 54%  |
| Jail      | 25 6%    | 33 7%    | 40 7%    | 26 5%    | 29 5%    |
| Fine      | 3 1%     | 1        | 5 1%     | 8 1%     | 8 2%     |
| Other     | 23 5%    | 10 2%    | 19 3%    | 5 1%     | 13 2%    |
| Total     | 438 100% | 488 100% | 561 100% | 580 100% | 526 100% |

PRE-SENTENCE DISPOSITIONS BY CRIME CATEGORIES

|                        | 1975-76  | 76-77    | 77-78    | 78-79    | 79-80    |
|------------------------|----------|----------|----------|----------|----------|
| <u>NARCOTIC CRIMES</u> |          |          |          |          |          |
| Probation              | 297 83%  | 431 81%  | 446 77%  | 401 68%  | 399 62%  |
| Deffered               |          |          |          | 93 16%   | 131 21%  |
| Prison                 | 38 11%   | 80 15%   | 100 17%  | 72 12%   | 66 10%   |
| Jail                   | 5 1%     | 4 1%     | 11 2%    | 13 2%    | 23 4%    |
| Fine                   | 2 1%     | 3 1%     | 9 1%     | 12 2%    | 18 3%    |
| Other                  | 16 4%    | 13 2%    | 16 3%    | 2        | 1        |
| Total                  | 358 100% | 531 100% | 582 100% | 593 100% | 638 100% |

SEX CRIMES

|           |         |         |          |         |          |
|-----------|---------|---------|----------|---------|----------|
| Probation | 29 45%  | 44 45%  | 48 44%   | 43 45%  | 69 46%   |
| Prison    | 24 38%  | 40 40%  | 53 49%   | 41 43%  | 68 45%   |
| Jail      | 4 6%    | 12 12%  | 4 4%     | 9 10%   | 8 5%     |
| Fine      |         |         |          |         | 1 1%     |
| Other     | 7 11%   | 3 3%    | 3 3%     | 2 2%    | 4 3%     |
| Total     | 64 100% | 99 100% | 108 100% | 95 100% | 150 100% |

PRE-SENTENCE DISPOSITIONS BY CRIME CATEGORIES

|                     | 1975-76  | 76-77    | 77-78    | 78-79    | 79-80    |
|---------------------|----------|----------|----------|----------|----------|
| <u>OTHER CRIMES</u> |          |          |          |          |          |
| Probation           | 106 67%  | 116 62%  | 90 56%   | 110 55%  | 99 58%   |
| Prison              | 16 10%   | 26 14%   | 28 18%   | 50 25%   | 37 22%   |
| Jail                | 22 14%   | 26 14%   | 23 14%   | 21 11%   | 18 11%   |
| Fine                | 6 4%     | 10 5%    | 6 4%     | 13 7%    | 11 6%    |
| Other               | 8 5%     | 10 5%    | 13 8%    | 5 3%     | 5 3%     |
| Total               | 158 100% | 188 100% | 160 100% | 199 100% | 170 100% |

TRAFFIC OFFENSES

|           |  |  |  |  |         |
|-----------|--|--|--|--|---------|
| Probation |  |  |  |  | 40 78%  |
| Prison    |  |  |  |  | 8 16%   |
| Jail      |  |  |  |  | 1 2%    |
| Fine      |  |  |  |  | 1 2%    |
| Other     |  |  |  |  | 1 2%    |
| Total     |  |  |  |  | 51 100% |

Total Investigations  
for all Crime  
Categories

|      |      |      |      |      |
|------|------|------|------|------|
| 1881 | 2368 | 2762 | 2941 | 3160 |
|------|------|------|------|------|



PRE-SENTENCE DISPOSITIONS  
BY JUDICIAL DISTRICT

1974-75      75-76      76-77      77-78      78-79      79-80

FIRST JUDICIAL DIST.

Department #1

|                             |           |           |           |           |           |           |
|-----------------------------|-----------|-----------|-----------|-----------|-----------|-----------|
| Probation                   | 34        | 31        | 46        | 19        | 27        | 43        |
| Prison                      | 20        | 14        | 35        | 18        | 21        | 7         |
| Jail                        | 5         | 9         | 11        | 3         | 7         | 3         |
| Fine                        | 2         | 0         | 2         | 1         | 1         | 1         |
| Time Served                 | 0         | 1         | 0         | 0         | 0         | 0         |
| No Action                   | 0         | 4         | 1         | 1         | 0         | 0         |
| Bench Warrants              | 0         | 0         | 0         | 0         | 2         | 0         |
| Other                       | 1         | 0         | 0         | 0         | 1         | 1         |
| <b>Total Investigations</b> | <b>62</b> | <b>59</b> | <b>95</b> | <b>42</b> | <b>59</b> | <b>55</b> |

Department #2

|                             |  |  |  |           |           |           |
|-----------------------------|--|--|--|-----------|-----------|-----------|
| Probation                   |  |  |  | 40        | 31        | 25        |
| Prison                      |  |  |  | 11        | 15        | 11        |
| Jail                        |  |  |  | 1         | 5         | 0         |
| Fine                        |  |  |  | 0         | 1         | 0         |
| Time Served                 |  |  |  | 1         | 0         | 0         |
| Bench Warrants              |  |  |  | 1         | 2         | 2         |
| No Action                   |  |  |  | 2         | 0         | 0         |
| <b>Total Investigations</b> |  |  |  | <b>56</b> | <b>54</b> | <b>38</b> |

Department #3

|                             |  |  |  |  |           |          |
|-----------------------------|--|--|--|--|-----------|----------|
| Probation                   |  |  |  |  | 52        | 0        |
| Prison                      |  |  |  |  | 7         | 0        |
| Jail                        |  |  |  |  | 3         | 0        |
| Fine                        |  |  |  |  | 0         | 0        |
| Other                       |  |  |  |  | 1         | 0        |
| <b>Total Investigations</b> |  |  |  |  | <b>63</b> | <b>0</b> |

PRE-SENTENCE DISPOSITIONS  
BY JUDICIAL DISTRICT

|                              | 1974-75 | 75-76 | 76-77 | 77-78 | 78-79 | 79-80 |
|------------------------------|---------|-------|-------|-------|-------|-------|
| <u>SECOND JUDICIAL DIST.</u> |         |       |       |       |       |       |
| Department #1                |         |       |       |       |       |       |
| Probation                    | 65      | 61    | 31    | 65    | 86    | 69    |
| Prison                       | 20      | 17    | 7     | 23    | 46    | 25    |
| Jail                         | 13      | 4     | 8     | 15    | 11    | 11    |
| Fine                         | 0       | 1     | 0     | 2     | 9     | 2     |
| Time Served                  | 0       | 1     | 0     | 0     | 3     | 0     |
| No Action                    | 0       | 5     | 0     | 1     | 1     | 1     |
| Bench Warrants               | 0       | 0     | 0     | 0     | 2     | 2     |
| Other                        | 1       | 0     | 0     | 0     | 0     | 1     |
| Total Investigations         | 99      | 89    | 46    | 106   | 158   | 109   |
| Department #2                |         |       |       |       |       |       |
| Probation                    | 54      | 31    | 68    | 44    | 80    | 43    |
| Prison                       | 18      | 13    | 19    | 27    | 16    | 17    |
| Jail                         | 1       | 3     | 9     | 8     | 5     | 4     |
| Fine                         | 1       | 1     | 1     | 1     | 1     | 3     |
| Time Served                  | 0       | 0     | 1     | 1     | 0     | 3     |
| Bench Warrant                | 0       | 0     | 2     | 1     | 2     | 0     |
| No Action                    | 0       | 3     | 0     | 2     | 1     | 1     |
| Death                        | 0       | 0     | 0     | 0     | 1     | 0     |
| Other                        | 1       | 0     | 0     | 0     | 0     | 2     |
| Total Investigations         | 75      | 51    | 100   | 84    | 106   | 73    |
| Department #3                |         |       |       |       |       |       |
| Probation                    | 109     | 48    | 81    | 85    | 83    | 172   |
| Prison                       | 28      | 15    | 33    | 20    | 24    | 59    |
| Jail                         | 11      | 6     | 7     | 11    | 10    | 12    |
| Fine                         | 1       | 0     | 2     | 0     | 3     | 6     |
| Time Served                  | 0       | 0     | 0     | 1     | 1     | 1     |
| Bench Warrants               | 0       | 0     | 0     | 1     | 3     | 6     |
| No Action                    | 1       | 2     | 1     | 2     | 2     | 1     |
| Other                        | 2       | 0     | 2     | 0     | 0     | 0     |
| Total Investigations         | 152     | 71    | 126   | 120   | 126   | 257   |

PRE-SENTENCE DISPOSITIONS  
BY JUDICIAL DISTRICT

1974-75      75-76      76-77      77-78      78-79      79-80

SECONDD JUDICIAL DIST.

Department #4

|                             |           |           |            |            |           |            |
|-----------------------------|-----------|-----------|------------|------------|-----------|------------|
| Probation                   | 16        | 64        | 60         | 69         | 35        | 100        |
| Prison                      | 2         | 18        | 30         | 28         | 15        | 33         |
| Jail                        | 0         | 7         | 14         | 8          | 7         | 11         |
| Fine                        | 0         | 0         | 0          | 1          | 4         | 5          |
| Bench Warrants              | 0         | 0         | 1          | 1          | 3         | 3          |
| No Action                   | 0         | 2         | 1          | 1          | 1         | 0          |
| Time Served                 | 0         | 0         | 0          | 0          | 1         | 2          |
| <b>Total Investigations</b> | <b>18</b> | <b>91</b> | <b>106</b> | <b>108</b> | <b>66</b> | <b>154</b> |

Department #5

|                             |           |           |            |           |            |            |
|-----------------------------|-----------|-----------|------------|-----------|------------|------------|
| Probation                   | 50        | 55        | 105        | 54        | 96         | 148        |
| Prison                      | 13        | 17        | 35         | 23        | 48         | 53         |
| Jail                        | 4         | 8         | 10         | 6         | 13         | 10         |
| Fine                        | 0         | 0         | 3          | 2         | 7          | 12         |
| Time Served                 | 0         | 0         | 4          | 0         | 3          | 5          |
| Bench Warrants              | 0.        | 0         | 3          | 0         | 2          | 2          |
| No Action                   | 0         | 6         | 1          | 0         | 3          | 2          |
| Other                       | 0         | 0         | 0          | 0         | 0          | 1          |
| <b>Total Investigations</b> | <b>67</b> | <b>86</b> | <b>161</b> | <b>85</b> | <b>172</b> | <b>233</b> |

Department #6

|                             |            |            |            |           |            |            |
|-----------------------------|------------|------------|------------|-----------|------------|------------|
| Probation                   | 112        | 85         | 76         | 46        | 83         | 104        |
| Prison                      | 25         | 20         | 23         | 15        | 36         | 33         |
| Jail                        | 14         | 4          | 5          | 8         | 8          | 7          |
| Fine                        | 3          | 1          | 7          | 1         | 4          | 5          |
| Time Served                 | 0          | 0          | 1          | 2         | 3          | 3          |
| Bench Warrants              | 0          | 0          | 1          | 1         | 1          | 0          |
| No Action                   | 1          | 2          | 2          | 1         | 1          | 0          |
| Dismissed                   | 0          | 0          | 1          | 0         | 0          | 0          |
| Other                       | 4          | 0          | 0          | 0         | 0          | 3          |
| <b>Total Investigations</b> | <b>159</b> | <b>112</b> | <b>116</b> | <b>74</b> | <b>136</b> | <b>155</b> |

PRE-SENTENCE DISPOSITIONS  
BY JUDICIAL DISTRICT

|                              | 1974-75 | 75-76 | 76-77 | 77-78 | 78-79 | 79-80 |
|------------------------------|---------|-------|-------|-------|-------|-------|
| <u>SECOND JUDICIAL DIST.</u> |         |       |       |       |       |       |
| Department #7                |         |       |       |       |       |       |
| Probation                    | 63      | 95    | 32    | 75    | 69    | 76    |
| Prison                       | 24      | 23    | 17    | 31    | 35    | 27    |
| Jail                         | 11      | 8     | 7     | 12    | 7     | 6     |
| Fine                         | 4       | 0     | 0     | 0     | 3     | 4     |
| Time Served                  | 0       | 0     | 0     | 1     | 3     | 5     |
| Bench Warrants               | 0       | 0     | 0     | 4     | 2     | 0     |
| No Action                    | 1       | 3     | 0     | 0     | 2     | 2     |
| Other                        | 2       | 1     | 0     | 1     | 0     | 1     |
| Total Investigations         | 105     | 130   | 56    | 124   | 121   | 121   |
| <u>SECOND JUDICIAL DIST.</u> |         |       |       |       |       |       |
| TOTALS                       | 675     | 630   | 711   | 701   | 885   | 1102  |
| <u>THIRD JUDICIAL DIST.</u>  |         |       |       |       |       |       |
| Probation                    | 15      | 25    | 18    | 19    | 39    | 39    |
| Prison                       | 1       | 4     | 7     | 5     | 4     | 2     |
| Jail                         | 0       | 3     | 2     | 2     | 6     | 4     |
| Fine                         | 0       | 2     | 0     | 0     | 1     | 0     |
| Bench Warrants               | 0       | 0     | 1     | 0     | 1     | 0     |
| No Action                    | 0       | 0     | 0     | 2     | 0     | 0     |
| Other                        | 0       | 0     | 0     | 0     | 1     | 0     |
| Total Investigations         | 16      | 34    | 28    | 28    | 52    | 45    |
| <u>FOURTH JUDICIAL DIST.</u> |         |       |       |       |       |       |
| Probation                    | 38      | 35    | 36    | 39    | 44    | 43    |
| Prison                       | 19      | 19    | 21    | 24    | 20    | 19    |
| Jail                         | 8       | 4     | 2     | 8     | 11    | 10    |
| Fine                         | 0       | 3     | 2     | 1     | 2     | 0     |
| Time Served                  | 0       | 0     | 5     | 3     | 1     | 0     |
| Bench Warrants               | 0       | 0     | 0     | 1     | 0     | 3     |
| No Action                    | 2       | 6     | 1     | 0     | 2     | 0     |
| Total Investigations         | 67      | 67    | 67    | 75    | 80    | 75    |

PRE-SENTENCE DISPOSITIONS  
BY JUDICIAL DISTRICT

1974-75      75-76      76-77      77-78      78-79      79-80

FIFTH JUDICIAL DIST.

|                             |           |           |           |           |           |           |
|-----------------------------|-----------|-----------|-----------|-----------|-----------|-----------|
| Probation                   | 7         | 15        | 18        | 23        | 21        | 19        |
| Prison                      | 4         | 8         | 9         | 5         | 12        | 11        |
| Jail                        | 5         | 2         | 3         | 2         | 3         | 3         |
| Fine                        | 0         | 0         | 0         | 1         | 0         | 1         |
| Time Served                 | 0         | 0         | 1         | 0         | 0         | 1         |
| Bench Warrants              | 1         | 0         | 0         | 0         | 0         | 0         |
| No Action                   | 2         | 1         | 1         | 1         | 0         | 1         |
| <b>Total Investigations</b> | <b>19</b> | <b>26</b> | <b>32</b> | <b>32</b> | <b>36</b> | <b>36</b> |

SIXTH JUDICIAL DIST.

|                             |           |           |           |           |           |           |
|-----------------------------|-----------|-----------|-----------|-----------|-----------|-----------|
| Probation                   | 18        | 18        | 39        | 40        | 39        | 37        |
| Prison                      | 6         | 8         | 8         | 7         | 11        | 11        |
| Jail                        | 0         | 1         | 3         | 9         | 10        | 7         |
| Fine                        | 0         | 0         | 0         | 1         | 6         | 2         |
| Time Served                 | 0         | 0         | 1         | 2         | 0         | 0         |
| Bench Warrants              | 0         | 0         | 1         | 0         | 0         | 0         |
| No Action                   | 3         | 2         | 2         | 1         | 0         | 2         |
| Dismissed                   | 0         | 0         | 1         | 1         | 0         | 0         |
| Other                       | 0         | 0         | 0         | 1         | 0         | 1         |
| <b>Total Investigations</b> | <b>27</b> | <b>29</b> | <b>52</b> | <b>62</b> | <b>66</b> | <b>60</b> |

SEVENTH JUDICIAL DIST.

|                             |           |           |           |           |           |           |
|-----------------------------|-----------|-----------|-----------|-----------|-----------|-----------|
| Probation                   | 11        | 14        | 13        | 6         | 9         | 17        |
| Prison                      | 5         | 4         | 4         | 4         | 5         | 7         |
| Jail                        | 1         | 0         | 3         | 5         | 4         | 4         |
| Fine                        | 1         | 1         | 0         | 0         | 0         | 0         |
| Time Served                 | 0         | 0         | 0         | 1         | 0         | 2         |
| Bench Warrants              | 0         | 0         | 0         | 1         | 0         | 0         |
| No Action                   | 2         | 1         | 0         | 0         | 0         | 0         |
| <b>Total Investigations</b> | <b>20</b> | <b>20</b> | <b>20</b> | <b>17</b> | <b>18</b> | <b>30</b> |

PRE-SENTENCE DISPOSITIONS  
BY JUDICIAL DISTRICT

1974-75      75-76      76-77      77-78      78-79      79-80

EIGHTH JUDICIAL DIST.

Department #1

|                      |    |   |     |     |     |     |
|----------------------|----|---|-----|-----|-----|-----|
| Probation            | 14 | 1 | 112 | 195 | 70  | 124 |
| Prison               | 19 | 0 | 50  | 109 | 50  | 62  |
| Jail                 | 2  | 0 | 14  | 41  | 14  | 20  |
| Fine                 | 0  | 2 | 4   | 16  | 2   | 10  |
| Time Served          | 0  | 0 | 1   | 6   | 4   | 4   |
| Bench Warrants       | 0  | 0 | 3   | 1   | 0   | 3   |
| No Action            | 0  | 0 | 0   | 6   | 0   | 3   |
| Dismissed            | 0  | 0 | 3   | 3   | 1   | 0   |
| Other                | 1  | 0 | 0   | 0   | 0   | 1   |
| Total Investigations | 36 | 3 | 187 | 377 | 141 | 227 |

Department #2

|                      |    |     |     |    |     |     |
|----------------------|----|-----|-----|----|-----|-----|
| Probation            | 33 | 118 | 65  | 16 | 80  | 83  |
| Prison               | 21 | 42  | 30  | 10 | 59  | 54  |
| Jail                 | 7  | 7   | 9   | 1  | 13  | 5   |
| Fine                 | 0  | 2   | 1   | 2  | 1   | 1   |
| Time Served          | 0  | 2   | 2   | 0  | 2   | 0   |
| Bench Warrants       | 0  | 0   | 5   | 0  | 1   | 1   |
| No Action            | 1  | 10  | 0   | 0  | 3   | 1   |
| Dismissed            | 0  | 1   | 0   | 0  | 1   | 0   |
| Other                | 0  | 0   | 0   | 0  | 0   | 2   |
| Total Investigations | 62 | 182 | 112 | 29 | 160 | 147 |

Department #3

|                      |    |     |     |    |     |     |
|----------------------|----|-----|-----|----|-----|-----|
| Probation            | 8  | 137 | 75  | 27 | 98  | 87  |
| Prison               | 8  | 41  | 28  | 9  | 43  | 32  |
| Jail                 | 0  | 16  | 6   | 0  | 15  | 6   |
| Fine                 | 0  | 3   | 1   | 3  | 8   | 17  |
| Time Served          | 0  | 2   | 1   | 2  | 4   | 3   |
| Bench Warrants       | 0  | 0   | 4   | 0  | 2   | 5   |
| No Action            | 0  | 11  | 2   | 2  | 4   | 0   |
| Dismissed            | 0  | 0   | 1   | 0  | 0   | 0   |
| Other                | 0  | 0   | 0   | 0  | 0   | 1   |
| Total Investigations | 16 | 210 | 118 | 43 | 174 | 151 |

PRE-SENTENCE DISPOSITIONS  
BY JUDICIAL DISTRICT

1974-75      75-76      76-77      77-78      78-79      , 79-80

EIGHTH JUDICIAL DIST.

Department #4

|                             |           |            |           |           |            |            |
|-----------------------------|-----------|------------|-----------|-----------|------------|------------|
| Probation                   | 10        | 153        | 66        | 34        | 121        | 138        |
| Prison                      | 7         | 33         | 14        | 7         | 33         | 45         |
| Jail                        | 0         | 8          | 11        | 5         | 12         | 18         |
| Fine                        | 2         | 0          | 0         | 2         | 6          | 6          |
| Time Served                 | 0         | 0          | 3         | 0         | 1          | 3          |
| No Action                   | 0         | 13         | 0         | 0         | 4          | 3          |
| Bench Warrants              | 0         | 0          | 0         | 0         | 1          | 5          |
| <b>Total Investigations</b> | <b>19</b> | <b>207</b> | <b>94</b> | <b>48</b> | <b>178</b> | <b>218</b> |

Department #5

|                             |          |          |          |            |            |           |
|-----------------------------|----------|----------|----------|------------|------------|-----------|
| Probation                   | 0        | 0        | 0        | 56         | 72         | 5         |
| Prison                      | 0        | 0        | 5        | 41         | 33         | 5         |
| Jail                        | 0        | 0        | 0        | 7          | 5          | 0         |
| Fine                        | 0        | 0        | 0        | 1          | 2          | 0         |
| No Action                   | 0        | 0        | 0        | 4          | 0          | 0         |
| Bench Warrants              | 0        | 0        | 0        | 0          | 2          | 0         |
| Time Served                 | 0        | 0        | 0        | 0          | 1          | 0         |
| <b>Total Investigations</b> | <b>0</b> | <b>0</b> | <b>5</b> | <b>109</b> | <b>115</b> | <b>10</b> |

Department #6

|                             |           |            |            |           |            |            |
|-----------------------------|-----------|------------|------------|-----------|------------|------------|
| Probation                   | 13        | 158        | 85         | 24        | 91         | 66         |
| Prison                      | 12        | 46         | 31         | 12        | 51         | 23         |
| Jail                        | 0         | 16         | 4          | 3         | 8          | 12         |
| Fine                        | 0         | 2          | 0          | 4         | 1          | 0          |
| Time Served                 | 0         | 1          | 1          | 1         | 2          | 1          |
| No Action                   | 0         | 11         | 0          | 1         | 0          | 1          |
| Bench Warrants              | 0         | 0          | 0          | 0         | 0          | 2          |
| <b>Total Investigations</b> | <b>25</b> | <b>234</b> | <b>121</b> | <b>45</b> | <b>153</b> | <b>105</b> |

PRE-SENTENCE DISPOSITIONS  
BY JUDICIAL DISTRICTS

1974-75      75-76      76-77      77-78      78-79      79-80

EIGHTH JUDICIAL DIST.

Department #7

|                             |            |          |            |            |            |            |
|-----------------------------|------------|----------|------------|------------|------------|------------|
| Probation                   | 119        | 2        | 108        | 177        | 99         | 120        |
| Prison                      | 41         | 1        | 52         | 111        | 53         | 56         |
| Jail                        | 13         | 0        | 19         | 24         | 12         | 20         |
| Fine                        | 1          | 0        | 5          | 5          | 4          | 1          |
| Time Served                 | 0          | 0        | 2          | 3          | 1          | 1          |
| Bench Warrants              | 0          | 0        | 3          | 1          | 3          | 2          |
| No Action                   | 0          | 0        | 0          | 3          | 3          | 0          |
| Other                       | 4          | 0        | 0          | 0          | 0          | 2          |
| <b>Total Investigations</b> | <b>178</b> | <b>3</b> | <b>189</b> | <b>324</b> | <b>175</b> | <b>200</b> |

Department #8

|                             |           |          |            |            |            |            |
|-----------------------------|-----------|----------|------------|------------|------------|------------|
| Probation                   | 12        | 3        | 122        | 208        | 115        | 121        |
| Prison                      | 7         | 2        | 57         | 78         | 68         | 51         |
| Jail                        | 2         | 0        | 11         | 27         | 16         | 17         |
| Fine                        | 0         | 0        | 1          | 3          | 7          | 5          |
| Time Served                 | 0         | 0        | 4          | 2          | 2          | 3          |
| Bench Warrants              | 0         | 0        | 1          | 3          | 2          | 2          |
| No Action                   | 0         | 0        | 0          | 5          | 1          | 2          |
| <b>Total Investigations</b> | <b>21</b> | <b>5</b> | <b>196</b> | <b>326</b> | <b>211</b> | <b>201</b> |

Department #9

|                             |           |          |          |          |            |           |
|-----------------------------|-----------|----------|----------|----------|------------|-----------|
| Probation                   | 9         | 4        | 3        | 3        | 112        | 46        |
| Prison                      | 6         | 0        | 2        | 0        | 30         | 22        |
| Jail                        | 1         | 0        | 0        | 0        | 4          | 9         |
| Fine                        | 0         | 0        | 0        | 0        | 1          | 1         |
| No Action                   | 0         | 1        | 0        | 0        | 1          | 1         |
| Time Served                 | 0         | 0        | 0        | 0        | 1          | 0         |
| Other                       | 0         | 0        | 0        | 0        | 1          | 0         |
| <b>Total Investigations</b> | <b>16</b> | <b>5</b> | <b>5</b> | <b>3</b> | <b>150</b> | <b>79</b> |



PRE-SENTENCE DISPOSITIONS  
BY JUDICIAL DISTRICT

|                              | 1974-75 | 75-76 | 76-77 | 77-78 | 78-79 | 79-80 |
|------------------------------|---------|-------|-------|-------|-------|-------|
| <u>EIGHTH JUDICIAL DIST.</u> |         |       |       |       |       |       |
| Department #10               |         |       |       |       |       |       |
| Probation                    | 153     | 59    | 177   | 179   | 92    | 92    |
| Prison                       | 81      | 18    | 74    | 104   | 30    | 41    |
| Jail                         | 10      | 4     | 7     | 11    | 9     | 9     |
| Fine                         | 5       | 0     | 0     | 14    | 3     | 3     |
| Time Served                  | 0       | 0     | 4     | 4     | 2     | 0     |
| Bench Warrants               | 0       | 0     | 0     | 7     | 1     | 1     |
| No Action                    | 5       | 6     | 0     | 7     | 0     | 0     |
| Other                        | 4       | 0     | 0     | 0     | 0     | 0     |
| Total Investigations         | 258     | 87    | 262   | 326   | 137   | 146   |
| Department #11               |         |       |       |       |       |       |
| Probation                    |         |       |       |       | 0     | 50    |
| Prison                       |         |       |       |       | 2     | 29    |
| Jail                         |         |       |       |       | 0     | 11    |
| No Action                    |         |       |       |       | 0     | 1     |
| Total Investigations         |         |       |       |       | 2     | 91    |
| Department #12               |         |       |       |       |       |       |
| Probation                    |         |       |       |       | 35    | 52    |
| Prison                       |         |       |       |       | 23    | 38    |
| Jail                         |         |       |       |       | 3     | 6     |
| Fine                         |         |       |       |       | 0     | 1     |
| Bench Warrants               |         |       |       |       | 0     | 2     |
| No Action                    |         |       |       |       | 0     | 1     |
| Other                        |         |       |       |       | 0     | 1     |
| Total Investigations         |         |       |       |       | 61    | 101   |
| <u>EIGHTH JUDICIAL DIST.</u> |         |       |       |       |       |       |
| TOTALS                       | 631     | 936   | 1289  | 1630  | 1606  | 1633  |

PRE-SENTENCE DISPOSITIONS  
BY JUDICIAL DISTRICT

|                             | 1974-75    | 75-76     | 76-77     | 77-78     | 78-79     | 79-80      |
|-----------------------------|------------|-----------|-----------|-----------|-----------|------------|
| <u>NINTH JUDICIAL DIST.</u> |            |           |           |           |           |            |
| Probation                   | 76         | 48        | 54        | 77        | 36        | 80         |
| Prison                      | 23         | 15        | 12        | 14        | 25        | 23         |
| Jail                        | 8          | 9         | 1         | 6         | 12        | 20         |
| Fine                        | 4          | 0         | 1         | 0         | 1         | 0          |
| Time Served                 | 0          | 2         | 1         | 0         | 0         | 1          |
| No Action                   | 0          | 3         | 0         | 1         | 0         | 0          |
| Other                       | 2          | 0         | 0         | 0         | 0         | 1          |
| <b>Total Investigations</b> | <b>113</b> | <b>77</b> | <b>69</b> | <b>98</b> | <b>74</b> | <b>125</b> |

DRUG/ALCOHOL INVOLVEMENT

FISCAL YEAR 1978-79

|   | CLARK | WASHOE | CARSON | DOUGLAS | ELKO | OTHER | TOTAL |
|---|-------|--------|--------|---------|------|-------|-------|
| NONE  | 605   | 342    | 31     | 41      | 24   | 48    | 1091  |
| DRUG ABUSER                                   | 279   | 53     | 15     | 14      | 3    | 6     | 370   |
| ADDICT  | 31    | 9      | 0      | 2       | 0    | 3     | 45    |
| OFFENSE WAS DRUG RELATED                      | 108   | 121    | 20     | 16      | 9    | 30    | 304   |
| ADDICT/OFFENSE WAS<br>DRUG RELATED            | 60    | 7      | 1      | 4       | 1    | 3     | 76    |
| DRUG ABUSER/OFFENSE<br>WAS DRUG RELATED       | 172   | 37     | 9      | 9       | 13   | 36    | 276   |
| ALCOHOL ABUSER                                | 61    | 44     | 12     | 11      | 5    | 11    | 144   |
| OFFENSE WAS ALCOHOL RELATED                   | 64    | 66     | 8      | 4       | 4    | 22    | 168   |
| ALCOHOL ABUSER/OFFENSE<br>WAS ALCOHOL RELATED | 83    | 49     | 5      | 8       | 10   | 17    | 172   |
| UNKNOWN                                       | 143   | 116    | 6      | 13      | 8    | 9     | 295   |

FISCAL YEAR 1979-80

|   |     |     |    |    |    |    |      |
|---|-----|-----|----|----|----|----|------|
| NONE OR UNKNOWN                               | 775 | 550 | 39 | 39 | 19 | 59 | 1481 |
| DRUG ABUSER                                   | 201 | 49  | 10 | 7  | 8  | 9  | 284  |
| ADDICT  | 11  | 9   | 0  | 2  | 0  | 1  | 23   |
| OFFENSE WAS DRUG RELATED                      | 179 | 140 | 14 | 13 | 3  | 26 | 375  |
| ADDICT/OFFENSE WAS<br>DRUG RELATED            | 46  | 5   | 3  | 1  | 0  | 2  | 57   |
| DRUG ABUSER/OFFENSE<br>WAS DRUG RELATED       | 126 | 49  | 5  | 5  | 13 | 28 | 226  |
| ALCOHOL ABUSER                                | 106 | 84  | 2  | 6  | 8  | 14 | 220  |
| OFFENSE WAS ALCOHOL RELATED                   | 49  | 107 | 4  | 10 | 3  | 20 | 193  |
| ALCOHOL ABUSER/OFFENSE<br>WAS ALCOHOL RELATED | 82  | 50  | 4  | 13 | 12 | 17 | 178  |
| ALCOHOL AND DRUGS INVOLVED                    | 58  | 32  | 6  | 12 | 6  | 9  | 123  |

CRIMINAL STATUS AT TIME OF OFFENSE

|                              | 1978-79 | 1979-80 |
|------------------------------|---------|---------|
| NONE OR UNKNOWN              | 2393    | 2516    |
| NEVADA PROBATION             | 131     | 158     |
| NEVADA PAROLE                | 58      | 82      |
| OUT OF STATE PROBATION       | 113     | 134     |
| OUT OF STATE PAROLE          | 63      | 55      |
| NEVADA FUGITIVE              | 42      | 35      |
| OTHER FUGITIVE               | 89      | 129     |
| JUVENILE PAROLE OR PROBATION | 46      | 23      |
| FEDERAL PAROLE OR PROBATION  | 6       | 5       |
| INMATE                       | 0       | 23      |
| TOTAL                        | 2941    | 3160    |

RESIDENCE

|            | 1978-79 | 1979-80 |
|------------|---------|---------|
| NEVADA     | 2007    | 2253    |
| CALIFORNIA | 500     | 462     |
| OREGON     | 43      | 48      |
| IDAHO      | 14      | 12      |
| ARIZONA    | 37      | 27      |
| UTAH       | 17      | 26      |
| WASHINGTON | 26      | 30      |
| OTHER US   | 236     | 251     |
| NON US     | 19      | 15      |
| TRANSIENT  | 42      | 36      |
| TOTAL      | 2941    | 3160    |

CRIMINAL HISTORIES

| NUMBER OF<br>PRIOR ARRESTS | PERSONS WHO<br>RECEIVED PROBATION | PERSONS WHO<br>RECEIVED PRISON |
|----------------------------|-----------------------------------|--------------------------------|
| 1978-79                    |                                   |                                |
| None                       | 652                               | 80                             |
| 1 - 3                      | 671                               | 218                            |
| 4 - 6                      | 220                               | 135                            |
| 7 - 10                     | 126                               | 130                            |
| 11 - 15                    | 76                                | 98                             |
| 16 - 20                    | 24                                | 63                             |
| 21 - 25                    | 15                                | 28                             |
| 26 - 30                    | 14                                | 22                             |
| 30 - 35                    | 8                                 | 12                             |
| Over 35                    | 8                                 | 29                             |
| Total                      | 1814                              | 815                            |
| 1979-80                    |                                   |                                |
| None                       | 689                               | 68                             |
| 1 - 3                      | 742                               | 198                            |
| 4 - 6                      | 263                               | 145                            |
| 7 - 10                     | 177                               | 133                            |
| 11 - 15                    | 51                                | 94                             |
| 16 - 20                    | 38                                | 62                             |
| 21 - 25                    | 15                                | 29                             |
| 26 - 30                    | 6                                 | 18                             |
| 31 - 35                    | 5                                 | 13                             |
| Over 35                    | 13                                | 36                             |
| Total                      | 1999                              | 796                            |

PROBATION SENTENCE BY AGE

| AGE AT SENTENCING | 1978-79 | 1979-80 |
|-------------------|---------|---------|
| 17-21             | 615     | 695     |
| 21 - 26           | 532     | 575     |
| 27 - 31           | 282     | 293     |
| 32 - 36           | 154     | 181     |
| 37 - 41           | 81      | 83      |
| 42 - 46           | 62      | 68      |
| 47 - 51           | 34      | 46      |
| 52 - 56           | 21      | 41      |
| 57 - 61           | 20      | 7       |
| Over 61           | 13      | 10      |
| Total             | 1814    | 1999    |

PRISON SENTENCE BY AGE

| AGE AT SENTENCING | 1978-79 | 1979-80 |
|-------------------|---------|---------|
| Under 17          |         | 4       |
| 17 - 21           | 210     | 186     |
| 22 - 26           | 239     | 233     |
| 27 - 31           | 167     | 137     |
| 31 - 36           | 75      | 81      |
| 37 - 41           | 51      | 69      |
| 42 - 46           | 28      | 31      |
| 47 - 51           | 16      | 27      |
| 52 - 56           | 17      | 13      |
| 57 - 61           | 7       | 11      |
| Over 61           | 5       | 4       |
| Total             | 815     | 796     |

WARRANTS ISSUED BY JUDICIAL DISTRICT

|            | 74-75 | 75-76 | 76-77 | 77-78 | 78-79 | 79-80 |
|------------|-------|-------|-------|-------|-------|-------|
| DISTRICT 1 | 16    | 6     | 16    | 25    | 19    | 34    |
| DISTRICT 2 | 151   | 134   | 191   | 192   | 191   | 180   |
| DISTRICT 3 | 3     | 3     | 10    | 9     | 6     | 2     |
| DISTRICT 4 | 7     | 9     | 15    | 15    | 15    | 10    |
| DISTRICT 5 | 1     | 6     | 5     | 5     | 11    | 7     |
| DISTRICT 6 | 7     | 3     | 5     | 10    | 6     | 10    |
| DISTRICT 7 | 5     | 3     | 4     | 5     | 4     | 2     |
| DISTRICT 8 | 70    | 108   | 170   | 233   | 271   | 187   |
| DISTRICT 9 | 9     | 15    | 10    | 2     | 4     | 15    |
| TOTALS     | 269   | 287   | 426   | 496   | 527   | 447   |



DISPOSITION OF WARRANTS ISSUED BY JUDICIAL DISTRICT

FISCAL YEAR 1978-79

| <u>JUDICIAL DISTRICT</u> | <u>WARRANTS ISSUED</u> | <u>REIN-<br/>STATED</u> | <u>STILL<br/>OUTSTANDING</u> | <u>REV.<br/>NSP</u> | <u>REV.<br/>JAIL</u> | <u>OTHER</u> |
|--------------------------|------------------------|-------------------------|------------------------------|---------------------|----------------------|--------------|
| 1                        | 19                     | 4                       | 6                            | 3                   | 4                    | 2            |
| 2                        | 191                    | 50                      | 59                           | 39                  | 14                   | 29           |
| 3                        | 6                      | 2                       | 1                            | 1                   | 1                    | 1            |
| 4                        | 15                     | 5                       | 1                            | 4                   | 4                    | 1            |
| 5                        | 11                     | 6                       | 1                            | 1                   | 2                    | 1            |
| 6                        | 6                      | 2                       | 3                            | 0                   | 1                    | 0            |
| 7                        | 4                      | 1                       | 2                            | 0                   | 0                    | 1            |
| 8                        | 271                    | 35                      | 83                           | 99                  | 9                    | 45           |
| 9                        | 4                      | 0                       | 3                            | 0                   | 0                    | 1            |
| TOTALS                   | 527                    | 105                     | 159                          | 147                 | 35                   | 81           |

FISCAL YEAR 1979-80

| <u>JUDICIAL DISTRICT</u> | <u>WARRANTS ISSUED</u> | <u>REIN-<br/>STATED</u> | <u>STILL<br/>OUTSTANDING</u> | <u>REV.<br/>NSP</u> | <u>REV.<br/>JAIL</u> | <u>OTHER</u> |
|--------------------------|------------------------|-------------------------|------------------------------|---------------------|----------------------|--------------|
| 1                        | 34                     | 0                       | 21                           | 2                   | 7                    | 4            |
| 2                        | 180                    | 32                      | 90                           | 44                  | 0                    | 14           |
| 3                        | 2                      | 1                       | 1                            | 0                   | 0                    | 0            |
| 4                        | 10                     | 2                       | 3                            | 4                   | 0                    | 1            |
| 5                        | 7                      | 2                       | 4                            | 1                   | 0                    | 0            |
| 6                        | 10                     | 0                       | 9                            | 1                   | 0                    | 0            |
| 7                        | 2                      | 0                       | 2                            | 0                   | 0                    | 0            |
| 8                        | 187                    | 26                      | 85                           | 61                  | 0                    | 15           |
| 9                        | 15                     | 1                       | 5                            | 3                   | 2                    | 4            |
| TOTALS                   | 447                    | 64                      | 220                          | 116                 | 9                    | 38           |

\*Other = adjudicated, continued, deceased, no-action, discharged, Bench Warrant cancelled, dismissed.

PAROLE BOARD ACTION

JULY 1, 1978 - JUNE 30, 1979

|           | <u>PAROLE APPLICATIONS</u> |         |       | <u>REVOCACTION HEARINGS</u> |                |       |
|-----------|----------------------------|---------|-------|-----------------------------|----------------|-------|
|           | Grants                     | Denials | Total | Revocations                 | Reinstatements | Total |
| July      | 65                         | 16      | 81    | 13                          | 4              | 17    |
| August    | 79                         | 26      | 105   | 10                          | 7              | 17    |
| September | 80                         | 34      | 114   | 12                          | 5              | 17    |
| October   | 33                         | 21      | 54    | 19                          | 4              | 23    |
| November  | 65                         | 18      | 83    | 17                          | 2              | 19    |
| December  | 65                         | 27      | 92    | 7                           | 4              | 11    |
| January   | 36                         | 31      | 67    | 19                          | 11             | 30    |
| February  | 56                         | 27      | 83    | 14                          | 6              | 20    |
| March     | 31                         | 21      | 52    | 13                          | 3              | 16    |
| April     | 66                         | 23      | 89    | 11                          | 6              | 17    |
| May       | 80                         | 27      | 107   | 8                           | 7              | 15    |
| June      | 60                         | 20      | 80    | 17                          | 5              | 22    |
| Total     | 716                        | 291     | 1007  | 160                         | 64             | 224   |

|           | <u>WORK RELEASE<br/>GRANTS</u> | <u>STAT<br/>HEARINGS</u> | <u>TOTAL<br/>HEARINGS*</u> |
|-----------|--------------------------------|--------------------------|----------------------------|
| July      | 16                             | 1                        | 108                        |
| August    | 8                              | 3                        | 135                        |
| September | 8                              | 0                        | 141                        |
| October   | 5                              | 1                        | 92                         |
| November  | 5                              | 5                        | 121                        |
| December  | 8                              | 3                        | 115                        |
| January   | 3                              | 2                        | 110                        |
| February  | 0                              | 3                        | 133                        |
| March     | 3                              | 3                        | 95                         |
| April     | 4                              | 2                        | 124                        |
| May       | 4                              | 7                        | 157                        |
| June      | 9                              | 9                        | 138                        |
| Total     | 73                             | 39                       | 1469                       |

\*Total Hearings include No action, Deferred, Continued, etc. which are not shown in other columns.

PAROLE BOARD ACTION

JULY 1, 1979 - JUNE 30, 1980

|           | <u>PAROLE APPLICATIONS</u> |         |       | <u>REVOICATION HEARINGS</u> |                |       |
|-----------|----------------------------|---------|-------|-----------------------------|----------------|-------|
|           | Grants                     | Denials | Total | Revocations                 | Reinstatements | Total |
| July      | 50                         | 34      | 84    | 26                          | 1              | 27    |
| August    | 55                         | 29      | 84    | 18                          | 4              | 22    |
| September | 60                         | 28      | 88    | 9                           | 9              | 18    |
| October   | 55                         | 31      | 86    | 13                          | 6              | 19    |
| November  | 65                         | 44      | 109   | 15                          | 3              | 18    |
| December  | 57                         | 42      | 99    | 8                           | 4              | 12    |
| January   | 55                         | 27      | 82    | 16                          | 8              | 24    |
| February  | 53                         | 36      | 89    | 17                          | 5              | 22    |
| March     | 60                         | 37      | 97    | 16                          | 1              | 17    |
| April     | 73                         | 19      | 92    | 14                          | 3              | 17    |
| May       | 56                         | 20      | 76    | 11                          | 11             | 22    |
| June      | 62                         | 27      | 89    | 20                          | 5              | 25    |
| Total     | 701                        | 374     | 1075  | 183                         | 60             | 243   |

|           | <u>WORK RELEASE<br/>GRANTS</u> | <u>STAT<br/>HEARINGS</u> | <u>TOTAL<br/>HEARINGS*</u> |
|-----------|--------------------------------|--------------------------|----------------------------|
| July      | 12                             | 0                        | 140                        |
| August    | 5                              | 4                        | 131                        |
| September | 11                             | 10                       | 138                        |
| October   | 4                              | 1                        | 123                        |
| November  | 6                              | 0                        | 152                        |
| December  | 4                              | 3                        | 139                        |
| January   | 7                              | 6                        | 130                        |
| February  | 6                              | 2                        | 122                        |
| March     | 9                              | 12                       | 137                        |
| April     | 9                              | 12                       | 128                        |
| May       | 8                              | 2                        | 112                        |
| June      | 9                              | 3                        | 127                        |
| Total     | 90                             | 55                       | 1579                       |

\*Total Hearings include No Action, Deferred, Continued, etc. which are not shown in other columns.

PAROLEES SENT OUT-OF-STATE FOR SUPERVISION

| Receiving State  | Number Assigned 7/1/78 | Number Assigned During Year | Violation | Discharged | Transfers | Other    | Number Assigned 6/30/79 |
|------------------|------------------------|-----------------------------|-----------|------------|-----------|----------|-------------------------|
| ALABAMA          |                        | 2                           |           |            |           |          | 2                       |
| ALASKA           |                        | 1                           |           |            |           |          | 1                       |
| ARIZONA          | 3                      | 5                           | 1         | 2          | 1         |          | 4                       |
| ARKANSAS         | 7                      | 1                           | 1         | 1          |           | 1        | 5                       |
| CALIFORNIA       | 135                    | 95                          | 12        | 39         | 9         | 4        | 166                     |
| COLORADO         | 6                      | 2                           | 1         |            |           |          | 7                       |
| CONNECTICUT      |                        |                             |           |            |           |          |                         |
| DELAWARE         |                        |                             |           |            |           |          |                         |
| FLORIDA          | 8                      | 2                           |           | 1          |           |          | 9                       |
| GEORGIA          | 3                      | 3                           | 1         | 1          |           |          | 4                       |
| HAWAII           | 1                      |                             |           |            | 1         |          | 0                       |
| IDAHO            | 3                      | 5                           |           | 4          | 2         |          | 2                       |
| ILLINOIS         | 7                      | 2                           |           | 1          |           |          | 8                       |
| INDIANA          |                        | 1                           |           |            |           |          | 1                       |
| IOWA             | 1                      | 2                           |           | 1          |           |          | 2                       |
| KANSAS           | 4                      | 1                           |           |            |           |          | 5                       |
| KENTUCKY         |                        | 1                           |           |            |           |          | 1                       |
| LOUISIANA        | 3                      | 2                           |           |            |           |          | 5                       |
| MAINE            |                        | 2                           | 1         |            | 1         |          | 0                       |
| MARYLAND         |                        | 2                           |           |            |           |          | 2                       |
| MASSACHUSETTS    | 1                      | 1                           |           |            |           |          | 2                       |
| MICHIGAN         | 5                      | 1                           | 1         | 1          |           |          | 4                       |
| MINNESOTA        | 2                      | 1                           |           |            |           |          | 3                       |
| MISSISSIPPI      |                        | 2                           |           |            | 1         |          | 1                       |
| MISSOURI         | 4                      | 2                           |           |            |           |          | 6                       |
| MONTANA          | 1                      | 1                           |           |            |           |          | 2                       |
| NEBRASKA         |                        |                             |           |            |           |          |                         |
| NEW HAMPSHIRE    | 2                      |                             |           | 2          |           |          | 0                       |
| NEW JERSEY       | 3                      | 3                           | 1         | 1          |           |          | 4                       |
| NEW MEXICO       | 2                      | 2                           |           | 2          |           |          | 2                       |
| NEW YORK         | 5                      | 1                           |           | 1          |           |          | 5                       |
| NORTH CAROLINA   | 1                      | 2                           | 1         |            |           |          | 2                       |
| NORTH DAKOTA     |                        |                             |           |            |           |          |                         |
| OHIO             | 6                      | 2                           |           | 3          |           |          | 5                       |
| OKLAHOMA         | 3                      |                             |           |            | 1         |          | 2                       |
| OREGON           | 9                      | 3                           |           | 3          |           |          | 9                       |
| PENNSYLVANIA     | 2                      | 2                           |           | 2          |           |          | 2                       |
| PUERTO RICO      |                        | 1                           |           |            |           |          | 1                       |
| RHODE ISLAND     | 1                      |                             |           |            |           |          | 1                       |
| SOUTH CAROLINA   | 1                      |                             |           |            |           |          | 1                       |
| SOUTH DAKOTA     |                        |                             |           |            |           |          |                         |
| TENNESSEE        | 2                      | 2                           |           |            |           |          | 4                       |
| TEXAS            | 5                      | 5                           |           | 1          |           |          | 9                       |
| UTAH             | 3                      | 3                           |           | 2          |           |          | 4                       |
| VERMONT          |                        |                             |           |            |           |          |                         |
| VIRGINIA         |                        |                             |           |            |           |          |                         |
| WASHINGTON       | 8                      | 8                           |           | 5          |           |          | 11                      |
| WEST VIRGINIA    |                        |                             |           |            |           |          |                         |
| WISCONSIN        | 2                      | 1                           |           |            |           |          | 3                       |
| WYOMING          | 1                      | 2                           | 1         |            |           |          | 2                       |
| WASHINGTON, D.C. | 1                      |                             |           | 1          |           |          | 0                       |
| <b>TOTALS</b>    | <b>251</b>             | <b>174</b>                  | <b>21</b> | <b>74</b>  | <b>16</b> | <b>5</b> | <b>309</b>              |

PAROLEES SENT OUT-OF-STATE FOR SUPERVISION

| Receiving State  | Number Assigned 7/1/79 | Number Assigned During Year | Violation | Discharged | Transfers | Other | Number Assigned 6/30/80 |
|------------------|------------------------|-----------------------------|-----------|------------|-----------|-------|-------------------------|
| ALABAMA          | 2                      | 1                           |           |            |           |       | 3                       |
| ALASKA           | 1                      |                             |           |            |           |       | 1                       |
| ARIZONA          | 4                      | 6                           | 1         | 1          | 1         |       | 7                       |
| ARKANSAS         | 5                      | 3                           |           | 2          |           |       | 6                       |
| CALIFORNIA       | 166                    | 84                          | 14        | 35         | 8         | 2     | 191                     |
| COLORADO         | 7                      | 9                           | 1         | 1          |           |       | 14                      |
| CONNECTICUT      |                        |                             |           |            |           |       |                         |
| DELAWARE         |                        |                             |           |            |           |       |                         |
| FLORIDA          | 9                      | 3                           |           | 2          |           |       | 10                      |
| GEORGIA          | 4                      | 3                           |           | 2          |           |       | 5                       |
| HAWAII           |                        |                             |           |            |           |       |                         |
| IDAHO            | 2                      | 3                           |           | 2          |           |       | 3                       |
| ILLINOIS         | 8                      | 1                           | 1         | 1          |           |       | 7                       |
| INDIANA          | 1                      | 1                           |           | 1          |           |       | 1                       |
| IOWA             | 2                      | 1                           |           | 1          | 1         |       | 1                       |
| KANSAS           | 5                      | 2                           | 1         |            |           |       | 6                       |
| KENTUCKY         | 1                      | 2                           |           |            |           |       | 3                       |
| LOUISIANA        | 5                      | 8                           | 1         |            | 1         |       | 11                      |
| MAINE            |                        | 1                           |           |            |           |       | 1                       |
| MARYLAND         | 2                      | 1                           |           | 1          |           |       | 2                       |
| MASSACHUSETTS    | 2                      | 1                           |           |            |           |       | 3                       |
| MICHIGAN         | 4                      | 4                           | 1         | 1          |           |       | 6                       |
| MINNESOTA        | 3                      | 2                           |           |            |           |       | 5                       |
| MISSISSIPPI      | 1                      | 1                           |           |            |           |       | 2                       |
| MISSOURI         | 6                      | 6                           | 1         | 1          |           |       | 10                      |
| MONTANA          | 2                      | 1                           |           | 1          |           |       | 2                       |
| NEBRASKA         |                        | 4                           | 1         |            |           |       | 3                       |
| NEW HAMPSHIRE    |                        | 3                           |           | 1          |           |       | 2                       |
| NEW JERSEY       | 4                      | 4                           | 1         | 2          |           |       | 5                       |
| NEW MEXICO       | 2                      | 1                           | 1         |            |           |       | 2                       |
| NEW YORK         | 5                      | 2                           |           | 1          |           |       | 6                       |
| NORTH CAROLINA   | 2                      |                             |           |            |           |       | 2                       |
| NORTH DAKOTA     |                        |                             |           |            |           |       |                         |
| OHIO             | 5                      |                             |           |            |           |       | 5                       |
| OKLAHOMA         | 2                      |                             |           |            | 1         |       | 1                       |
| OREGON           | 9                      | 7                           |           | 4          |           |       | 12                      |
| PENNSYLVANIA     | 2                      | 1                           | 1         |            |           |       | 2                       |
| PUERTO RICO      | 1                      |                             |           |            |           |       | 1                       |
| RHODE ISLAND     | 1                      |                             | 1         |            |           |       | 0                       |
| SOUTH CAROLINA   | 1                      |                             |           |            |           |       | 1                       |
| SOUTH DAKOTA     |                        |                             |           |            |           |       |                         |
| TENNESSEE        | 4                      | 2                           | 1         |            |           |       | 5                       |
| TEXAS            | 9                      | 5                           | 1         | 9          | 1         |       | 3                       |
| UTAH             | 4                      | 3                           |           | 1          |           |       | 6                       |
| VERMONT          |                        |                             |           |            |           |       |                         |
| VIRGINIA         |                        |                             |           |            |           |       |                         |
| WASHINGTON       | 11                     |                             | 1         | 1          |           |       | 9                       |
| WEST VIRGINIA    |                        |                             |           |            |           |       |                         |
| WISCONSIN        | 3                      |                             |           |            | 1         |       | 2                       |
| WYOMING          | 2                      |                             |           |            |           |       | 2                       |
| WASHINGTON, D.C. |                        | 1                           | 1         |            |           |       | 0                       |
| TOTALS           | 309                    | 177                         | 30        | 71         | 14        | 2     | 369                     |

OUT-OF-STATE PAROLEES UNDER SUPERVISION

| Sending State    | Number Assigned 7/1/78 | Number Assigned During Year | Violation | Discharged | Transfers | Other | Number Assigned 6/30/79 |
|------------------|------------------------|-----------------------------|-----------|------------|-----------|-------|-------------------------|
| ALABAMA          |                        |                             |           |            |           |       |                         |
| ALASKA           |                        |                             |           |            |           |       |                         |
| ARIZONA          | 5                      | 4                           |           | 2          | 2         |       | 5                       |
| ARKANSAS         | 3                      | 2                           |           | 1          | 1         |       | 3                       |
| CALIFORNIA       | 47                     | 34                          | 5         | 12         | 12        |       | 52                      |
| COLORADO         | 6                      | 1                           |           | 2          |           |       | 5                       |
| CONNECTICUT      |                        |                             |           |            |           |       |                         |
| DELAWARE         |                        |                             |           |            |           |       |                         |
| FLORIDA          | 4                      | 3                           |           | 3          | 1         |       | 3                       |
| GEORGIA          | 2                      |                             | 1         |            |           |       | 1                       |
| HAWAII           | 1                      |                             |           |            |           |       | 1                       |
| IDAHO            | 2                      | 1                           |           |            | 1         |       | 2                       |
| ILLINOIS         |                        | 1                           |           | 1          |           |       | 0                       |
| INDIANA          | 1                      |                             |           | 1          |           |       | 0                       |
| IOWA             |                        |                             |           |            |           |       |                         |
| KANSAS           | 2                      | 3                           |           |            |           |       | 5                       |
| KENTUCKY         | 2                      |                             |           | 1          |           |       | 1                       |
| LOUISIANA        | 1                      | 1                           |           | 1          |           |       | 1                       |
| MAINE            |                        |                             |           |            |           |       |                         |
| MARYLAND         | 2                      | 1                           |           |            |           |       | 3                       |
| MASSACHUSETTS    |                        | 2                           | 1         | 1          |           |       | 0                       |
| MICHIGAN         | 4                      | 1                           |           |            |           |       | 5                       |
| MINNESOTA        | 1                      | 2                           |           | 1          | 1         |       | 1                       |
| MISSISSIPPI      | 2                      |                             |           |            |           |       | 2                       |
| MISSOURI         | 2                      |                             |           |            |           |       | 2                       |
| MONTANA          | 2                      |                             |           | 1          |           |       | 1                       |
| NEBRASKA         |                        | 2                           |           | 2          |           |       | 0                       |
| NEW HAMPSHIRE    |                        |                             |           |            |           |       |                         |
| NEW JERSEY       | 2                      |                             |           | 1          |           |       | 1                       |
| NEW MEXICO       | 4                      | 8                           | 5         | 1          | 2         |       | 4                       |
| NEW YORK         | 6                      | 2                           |           | 2          |           |       | 6                       |
| NORTH CAROLINA   | 2                      | 1                           |           |            |           |       | 3                       |
| NORTH DAKOTA     |                        |                             |           |            |           |       |                         |
| OHIO             | 2                      | 4                           | 1         |            | 2         |       | 3                       |
| OKLAHOMA         | 1                      |                             |           | 1          |           |       | 0                       |
| OREGON           | 10                     | 3                           |           | 3          | 2         |       | 8                       |
| PENNSYLVANIA     | 3                      | 4                           |           | 1          |           |       | 6                       |
| RHODE ISLAND     |                        |                             |           |            |           |       |                         |
| SOUTH CAROLINA   |                        |                             |           |            |           |       |                         |
| SOUTH DAKOTA     |                        |                             |           |            |           |       |                         |
| TENNESSEE        |                        | 1                           |           |            |           |       | 1                       |
| TEXAS            | 6                      | 6                           | 1         | 3          | 2         |       | 6                       |
| UTAH             |                        | 1                           |           |            | 1         |       | 0                       |
| VERMONT          |                        |                             |           |            |           |       |                         |
| VIRGINIA         |                        |                             |           |            |           |       |                         |
| WASHINGTON       | 6                      | 10                          | 1         | 2          | 2         |       | 11                      |
| WEST VIRGINIA    | 1                      |                             |           |            |           |       | 1                       |
| WISCONSIN        |                        |                             |           |            |           |       |                         |
| WYOMING          |                        | 1                           |           |            |           |       | 1                       |
| WASHINGTON, D.C. |                        |                             |           |            |           |       |                         |
| <b>TOTALS</b>    | <b>132</b>             | <b>99</b>                   | <b>15</b> | <b>43</b>  | <b>29</b> |       | <b>144</b>              |

OUT-OF-STATE PAROLEES UNDER SUPERVISION

| Sending State    | Number Assigned 7/1/79 | Number Assigned During Year | Violation | Discharged | Transfers | Other    | Number Assigned 6/30/80 |
|------------------|------------------------|-----------------------------|-----------|------------|-----------|----------|-------------------------|
| ALABAMA          |                        |                             |           |            |           |          |                         |
| ALASKA           |                        | 1                           |           |            |           |          | 1                       |
| ARIZONA          | 5                      | 2                           |           |            |           |          | 7                       |
| ARKANSAS         | 3                      | 2                           | 1         | 2          |           |          | 2                       |
| CALIFORNIA       | 52                     | 59                          | 4         | 16         | 8         |          | 83                      |
| CANADA           |                        | 1                           |           |            | 1         |          | 0                       |
| COLORADO         | 5                      | 2                           |           | 1          |           |          | 6                       |
| CONNECTICUT      |                        |                             |           |            |           |          |                         |
| DELAWARE         |                        |                             |           |            |           |          |                         |
| FLORIDA          | 3                      | 1                           |           | 2          |           |          | 2                       |
| GEORGIA          | 1                      | 2                           |           |            |           |          | 3                       |
| HAWAII           | 1                      |                             |           |            |           |          | 1                       |
| IDAHO            | 2                      | 2                           |           |            |           |          | 4                       |
| ILLINOIS         |                        | 2                           | 1         | 1          |           |          | 0                       |
| INDIANA          |                        | 2                           |           |            |           |          | 2                       |
| IOWA             |                        |                             |           |            |           |          |                         |
| KANSAS           | 5                      | 1                           |           | 2          | 2         |          | 2                       |
| KENTUCKY         | 1                      |                             |           |            |           |          | 1                       |
| LOUISIANA        | 1                      |                             |           |            |           |          | 1                       |
| MAINE            |                        |                             |           |            |           |          |                         |
| MARYLAND         | 3                      |                             |           |            |           |          | 3                       |
| MASSACHUSETTS    |                        | 1                           |           |            |           |          | 1                       |
| MICHIGAN         | 5                      | 2                           |           | 2          | 1         |          | 4                       |
| MINNESOTA        | 1                      |                             |           |            |           |          | 1                       |
| MISSISSIPPI      | 2                      | 1                           |           |            |           |          | 3                       |
| MISSOURI         | 2                      | 2                           |           |            |           |          | 4                       |
| MONTANA          | 1                      | 4                           |           | 1          | 3         |          | 1                       |
| NEBRASKA         |                        |                             |           |            |           |          |                         |
| NEW HAMPSHIRE    |                        |                             |           |            |           |          |                         |
| NEW JERSEY       | 1                      | 1                           |           |            |           |          | 2                       |
| NEW MEXICO       | 4                      | 6                           | 3         | 1          |           |          | 6                       |
| NEW YORK         | 6                      | 4                           |           |            |           |          | 10                      |
| NORTH CAROLINA   | 3                      |                             | 2         | 1          |           |          | 0                       |
| NORTH DAKOTA     |                        |                             |           |            |           |          |                         |
| OHIO             | 3                      | 4                           | 1         | 1          |           |          | 5                       |
| OKLAHOMA         |                        | 4                           |           | 1          |           |          | 3                       |
| OREGON           | 8                      | 8                           | 1         | 1          | 3         |          | 11                      |
| PENNSYLVANIA     | 6                      | 1                           |           | 1          | 3         |          | 4                       |
| RHODE ISLAND     |                        |                             |           |            |           |          |                         |
| SOUTH CAROLINA   |                        |                             |           |            |           |          |                         |
| SOUTH DAKOTA     |                        |                             |           |            |           |          |                         |
| TENNESSEE        | 1                      | 1                           |           | 1          |           |          | 1                       |
| TEXAS            | 6                      | 4                           |           | 1          | 3         |          | 6                       |
| UTAH             |                        | 2                           |           |            |           | 1        | 1                       |
| VERMONT          |                        |                             |           |            |           |          |                         |
| VIRGINIA         |                        | 2                           |           | 2          |           |          | 0                       |
| WASHINGTON       | 11                     | 4                           | 2         | 2          | 1         |          | 10                      |
| WEST VIRGINIA    | 1                      |                             |           | 1          |           |          | 0                       |
| WISCONSIN        |                        | 1                           |           |            |           |          | 1                       |
| WYOMING          | 1                      |                             |           |            |           |          | 1                       |
| WASHINGTON, D.C. |                        |                             |           |            |           |          |                         |
| <b>TOTALS</b>    | <b>144</b>             | <b>128</b>                  | <b>13</b> | <b>40</b>  | <b>25</b> | <b>1</b> | <b>193</b>              |

PROBATIONERS SENT OUT-OR-STATE FOR SUPERVISION

| Receiving State  | Number Assigned 7/1/78 | Number Assigned During Year | Violation | Discharged | Transfers | Other    | Number Assigned 6/30/79 |
|------------------|------------------------|-----------------------------|-----------|------------|-----------|----------|-------------------------|
| ALABAMA          | 5                      | 1                           |           | 2          |           |          | 4                       |
| ALASKA           |                        |                             |           |            |           |          |                         |
| ARIZONA          | 23                     | 18                          |           | 7          | 3         | 1        | 30                      |
| ARKANSAS         | 6                      | 4                           | 1         | 2          |           |          | 7                       |
| CALIFORNIA       | 401                    | 228                         | 20        | 136        | 15        | 1        | 457                     |
| COLORADO         | 9                      | 10                          | 1         | 3          | 4         |          | 11                      |
| CONNECTICUT      | 2                      |                             |           |            |           |          | 2                       |
| DELAWARE         |                        |                             |           |            |           |          |                         |
| FLORIDA          | 12                     | 13                          | 1         | 2          | 2         |          | 20                      |
| GEORGIA          | 7                      | 2                           |           | 2          |           |          | 7                       |
| HAWAII           | 4                      | 1                           |           |            | 1         |          | 4                       |
| IDAHO            | 16                     | 19                          | 1         | 9          | 4         |          | 21                      |
| ILLINOIS         | 16                     | 9                           |           | 3          |           |          | 22                      |
| INDIANA          | 4                      | 3                           |           | 2          |           |          | 5                       |
| IOWA             | 4                      | 2                           |           | 2          |           |          | 4                       |
| KANSAS           | 4                      | 3                           | 1         | 1          |           |          | 5                       |
| KENTUCKY         | 1                      | 3                           | 1         |            |           |          | 3                       |
| LOUISIANA        | 5                      | 6                           |           |            | 2         |          | 9                       |
| MAINE            | 1                      | 1                           |           |            |           |          | 2                       |
| MARYLAND         | 5                      |                             |           | 2          | 1         |          | 2                       |
| MASSACHUSETTS    | 8                      | 2                           |           | 2          | 1         |          | 7                       |
| MICHIGAN         | 14                     | 7                           |           | 3          |           |          | 18                      |
| MINNESOTA        | 3                      | 7                           | 1         | 1          |           |          | 8                       |
| MISSISSIPPI      | 3                      | 4                           | 1         |            | 1         |          | 5                       |
| MISSOURI         | 4                      | 3                           | 1         | 1          |           |          | 5                       |
| MONTANA          | 3                      | 2                           |           |            |           |          | 5                       |
| NEBRASKA         | 2                      | 1                           | 1         | 1          |           |          | 1                       |
| NEW HAMPSHIRE    |                        |                             |           |            |           |          |                         |
| NEW JERSEY       | 16                     | 4                           | 1         | 3          | 1         |          | 15                      |
| NEW MEXICO       | 5                      | 10                          | 1         | 3          | 1         |          | 10                      |
| NEW YORK         | 5                      | 9                           |           | 3          |           |          | 11                      |
| NORTH CAROLINA   | 3                      | 1                           | 1         | 1          |           |          | 2                       |
| NORTH DAKOTA     | 1                      |                             | 1         |            |           |          | 0                       |
| OHIO             | 12                     | 2                           | 1         | 5          | 1         |          | 7                       |
| OKLAHOMA         | 6                      | 1                           |           | 3          | 1         |          | 3                       |
| OREGON           | 23                     | 12                          | 1         | 6          |           |          | 28                      |
| PENNSYLVANIA     | 8                      | 6                           |           | 3          | 2         |          | 9                       |
| RHODE ISLAND     |                        | 1                           |           | 1          |           |          | 0                       |
| SOUTH CAROLINA   | 2                      |                             |           | 2          |           |          | 0                       |
| SOUTH DAKOTA     |                        |                             |           |            |           |          |                         |
| TENNESSEE        | 2                      | 5                           |           |            | 1         |          | 6                       |
| TEXAS            | 27                     | 13                          |           | 3          | 3         |          | 34                      |
| UTAH             | 31                     | 16                          | 1         | 15         | 1         |          | 30                      |
| VERMONT          |                        |                             |           |            |           |          |                         |
| VIRGINIA         | 1                      |                             |           |            |           |          | 1                       |
| WASHINGTON       | 33                     | 22                          | 2         | 7          | 4         |          | 42                      |
| WEST VIRGINIA    | 1                      |                             |           |            |           |          | 1                       |
| WISCONSIN        | 1                      | 1                           |           | 1          |           |          | 1                       |
| WYOMING          | 9                      | 3                           | 1         | 2          | 1         |          | 8                       |
| WASHINGTON, D.C. |                        |                             |           |            |           |          |                         |
| <b>TOTALS</b>    | <b>748</b>             | <b>455</b>                  | <b>40</b> | <b>237</b> | <b>50</b> | <b>2</b> | <b>872</b>              |



PROBATIONERS SENT OUT-OF-STATE FOR SUPERVISION

| Receiving State  | Number Assigned 7/1/79 | Number Assigned During Year | Violation | Discharged | Transfers | Other    | Number Assigned 6/30/80 |
|------------------|------------------------|-----------------------------|-----------|------------|-----------|----------|-------------------------|
| ALABAMA          | 4                      | 1                           | 1         |            |           |          | 4                       |
| ALASKA           |                        | 1                           |           |            |           |          | 1                       |
| ARIZONA          | 30                     | 18                          |           | 4          | 6         |          | 38                      |
| ARKANSAS         | 7                      | 5                           |           | 1          |           |          | 11                      |
| CALIFORNIA       | 457                    | 259                         | 23        | 113        | 22        |          | 558                     |
| COLORADO         | 11                     | 4                           |           | 3          | 2         | 1        | 9                       |
| CONNECTICUT      | 2                      | 4                           | 1         | 1          |           |          | 4                       |
| DELAWARE         |                        |                             |           |            |           |          |                         |
| FLORIDA          | 20                     | 16                          | 2         | 2          |           |          | 32                      |
| GEORGIA          | 7                      | 1                           | 1         |            |           |          | 7                       |
| HAWAII           | 4                      | 7                           |           | 1          | 1         |          | 9                       |
| IDAHO            | 21                     | 9                           | 1         | 4          |           | 1        | 24                      |
| ILLINOIS         | 22                     | 12                          |           | 3          | 1         |          | 30                      |
| INDIANA          | 5                      | 1                           |           |            | 1         |          | 5                       |
| IOWA             | 4                      | 2                           |           |            |           |          | 6                       |
| KANSAS           | 5                      | 3                           |           | 2          | 1         |          | 5                       |
| KENTUCKY         | 3                      | 4                           |           |            | 1         |          | 6                       |
| LOUISIANA        | 9                      | 4                           |           | 2          | 1         |          | 10                      |
| MAINE            | 2                      | 2                           |           | 1          |           |          | 3                       |
| MARYLAND         | 2                      | 2                           |           | 1          |           |          | 3                       |
| MASSACHUSETTS    | 7                      | 1                           |           | 1          |           |          | 7                       |
| MICHIGAN         | 18                     | 7                           |           | 5          |           |          | 20                      |
| MINNESOTA        | 8                      | 4                           |           | 3          | 2         |          | 7                       |
| MISSISSIPPI      | 5                      | 2                           |           |            |           |          | 7                       |
| MISSOURI         | 5                      | 5                           |           | 1          | 3         |          | 6                       |
| MONTANA          | 5                      | 4                           |           |            | 2         |          | 7                       |
| NEBRASKA         | 1                      | 3                           | 1         | 1          | 1         |          | 1                       |
| NEW HAMPSHIRE    |                        | 1                           |           |            | 1         |          | 0                       |
| NEW JERSEY       | 15                     | 3                           |           | 2          |           |          | 16                      |
| NEW MEXICO       | 10                     | 5                           |           |            |           | 1        | 14                      |
| NEW YORK         | 11                     | 5                           | 1         | 4          |           |          | 11                      |
| NORTH CAROLINA   | 2                      |                             |           |            |           |          | 2                       |
| NORTH DAKOTA     |                        | 1                           |           | 1          |           |          | 0                       |
| OHIO             | 7                      | 8                           |           | 2          |           |          | 13                      |
| OKLAHOMA         | 3                      | 5                           |           | 1          |           | 1        | 6                       |
| OREGON           | 28                     | 24                          | 1         | 8          | 2         |          | 41                      |
| PENNSYLVANIA     | 9                      | 2                           |           |            |           |          | 11                      |
| PUERTO RICO      |                        | 1                           |           |            |           |          | 1                       |
| RHODE ISLAND     |                        | 1                           |           |            |           |          | 1                       |
| SOUTH CAROLINA   |                        | 2                           | 1         |            |           |          | 1                       |
| SOUTH DAKOTA     |                        | 1                           |           |            |           |          | 1                       |
| TENNESSEE        | 6                      |                             | 1         | 2          |           |          | 3                       |
| TEXAS            | 34                     | 13                          | 1         | 7          | 3         | 1        | 35                      |
| UTAH             | 30                     | 15                          | 3         | 6          | 3         |          | 33                      |
| VERMONT          |                        | 1                           |           | 1          |           |          | 0                       |
| VIRGINIA         | 1                      |                             |           | 1          |           |          | 0                       |
| WASHINGTON       | 42                     | 15                          | 2         | 8          | 3         |          | 44                      |
| WEST VIRGINIA    | 1                      | 2                           |           |            |           |          | 3                       |
| WISCONSIN        | 1                      | 4                           |           | 1          | 2         |          | 2                       |
| WYOMING          | 8                      | 4                           |           | 1          | 5         |          | 6                       |
| WASHINGTON, D.C. |                        |                             |           |            |           |          |                         |
| <b>TOTALS</b>    | <b>872</b>             | <b>494</b>                  | <b>40</b> | <b>194</b> | <b>63</b> | <b>5</b> | <b>1064</b>             |

OUT-OF-STATE PROBATIONERS UNDER SUPERVISION

| Sending State    | Number Assigned 7/1/78 | Number Assigned During Year | Violation | Discharged | Transfers | Other | Number Assigned 6/30/79 |
|------------------|------------------------|-----------------------------|-----------|------------|-----------|-------|-------------------------|
| ALABAMA          | 1                      | 1                           |           |            | 1         |       | 1                       |
| ALASKA           |                        | 2                           |           |            |           |       | 2                       |
| ARIZONA          | 12                     | 10                          | 1         | 4          | 9         |       | 8                       |
| ARKANSAS         | 3                      |                             |           | 2          |           |       | 1                       |
| CALIFORNIA       | 151                    | 157                         | 16        | 79         | 56        |       | 157                     |
| COLORADO         | 7                      | 6                           | 2         | 2          | 3         |       | 6                       |
| CONNECTICUT      | 2                      | 1                           |           | 2          | 1         |       | 0                       |
| DELAWARE         |                        |                             |           |            |           |       |                         |
| FLORIDA          | 18                     | 19                          | 3         | 4          | 4         |       | 26                      |
| GEORGIA          |                        |                             |           |            |           |       |                         |
| HAWAII           | 2                      | 2                           |           |            | 3         |       | 1                       |
| IDAHO            | 9                      | 8                           | 2         | 7          | 2         |       | 6                       |
| ILLINOIS         | 5                      | 6                           | 1         | 1          | 1         |       | 8                       |
| INDIANA          | 1                      | 4                           |           | 4          | 1         |       | 0                       |
| IOWA             | 3                      | 6                           |           | 2          | 3         |       | 4                       |
| KANSAS           | 3                      | 1                           |           | 2          |           |       | 2                       |
| KENTUCKY         | 1                      | 1                           |           |            | 2         |       | 0                       |
| LOUISIANA        | 3                      | 2                           | 1         | 2          | 1         |       | 1                       |
| MAINE            |                        |                             |           |            |           |       |                         |
| MARYLAND         |                        | 2                           |           |            |           |       | 2                       |
| MASSACHUSETTS    | 5                      | 2                           |           | 1          | 2         |       | 4                       |
| MICHIGAN         | 2                      | 4                           |           | 1          | 3         |       | 2                       |
| MINNESOTA        | 5                      | 3                           |           | 3          | 2         |       | 3                       |
| MISSISSIPPI      | 1                      |                             |           |            |           |       | 1                       |
| MISSOURI         | 6                      | 6                           | 1         | 1          | 3         |       | 7                       |
| MONTANA          | 8                      | 2                           |           |            | 2         |       | 8                       |
| NEBRASKA         | 2                      | 3                           |           | 2          | 2         |       | 1                       |
| NEW HAMPSHIRE    |                        | 1                           |           | 1          |           |       | 0                       |
| NEW JERSEY       | 10                     | 5                           | 1         | 5          | 1         |       | 8                       |
| NEW MEXICO       | 12                     | 18                          | 8         | 4          | 4         |       | 14                      |
| NEW YORK         | 12                     | 9                           |           | 5          | 3         |       | 13                      |
| NORTH CAROLINA   | 1                      | 1                           |           |            | 1         |       | 1                       |
| NORTH DAKOTA     |                        |                             |           |            |           |       |                         |
| OHIO             | 2                      | 4                           |           |            |           |       | 6                       |
| OKLAHOMA         | 3                      | 10                          | 1         | 2          | 2         |       | 8                       |
| OREGON           | 12                     | 14                          | 1         | 3          | 4         |       | 18                      |
| PENNSYLVANIA     |                        | 8                           |           | 2          | 1         |       | 5                       |
| RHODE ISLAND     |                        | 1                           | 1         |            |           |       | 0                       |
| SOUTH CAROLINA   | 2                      |                             |           | 2          |           |       | 0                       |
| SOUTH DAKOTA     | 2                      |                             |           |            | 1         |       | 1                       |
| TENNESSEE        |                        | 2                           | 1         |            |           |       | 1                       |
| TEXAS            | 17                     | 19                          |           | 5          | 5         |       | 26                      |
| UTAH             | 9                      | 9                           |           | 5          | 5         |       | 8                       |
| VERMONT          |                        |                             |           |            |           |       |                         |
| VIRGINIA         |                        | 2                           |           |            |           |       | 2                       |
| WASHINGTON       | 17                     | 11                          | 1         | 7          | 7         |       | 13                      |
| WEST VIRGINIA    |                        |                             |           |            |           |       |                         |
| WISCONSIN        | 5                      | 7                           | 2         | 2          |           |       | 8                       |
| WYOMING          |                        | 2                           |           |            | 2         |       | 0                       |
| WASHINGTON, D.C. |                        |                             |           |            |           |       |                         |
| TOTALS           | 354                    | 371                         | 43        | 162        | 137       |       | 383                     |

OUT-OF-STATE PROBATION UNDER SUPERVISION

| Sending State    | Number Assigned<br>7/1/79 | Number Assigned<br>During<br>Year | Violation | Discharged | Transfers  | Other | Number Assigned<br>6/30/80 |
|------------------|---------------------------|-----------------------------------|-----------|------------|------------|-------|----------------------------|
| ALABAMA          | 1                         | 1                                 |           |            |            |       | 2                          |
| ALASKA           | 2                         | 3                                 |           | 1          | 2          |       | 2                          |
| ARIZONA          | 8                         | 19                                |           | 3          | 6          |       | 18                         |
| ARKANSAS         | 1                         | 2                                 |           |            | 1          |       | 2                          |
| CALIFORNIA       | 157                       | 150                               | 14        | 47         | 50         |       | 196                        |
| COLORADO         | 6                         | 9                                 | 2         |            | 5          |       | 8                          |
| CONNECTICUT      |                           | 1                                 |           |            |            |       | 1                          |
| DELAWARE         |                           |                                   |           |            |            |       |                            |
| FLORIDA          | 26                        | 20                                |           | 12         | 11         |       | 23                         |
| GEORGIA          |                           | 2                                 |           |            |            |       | 2                          |
| HAWAII           | 1                         | 4                                 |           |            |            |       | 5                          |
| IDAHO            | 6                         | 11                                | 1         | 3          | 3          |       | 10                         |
| ILLINOIS         | 8                         | 13                                |           | 3          | 1          |       | 17                         |
| INDIANA          |                           | 3                                 |           |            |            |       | 3                          |
| IOWA             | 4                         | 1                                 |           |            | 1          |       | 4                          |
| KANSAS           | 2                         |                                   |           |            | 1          |       | 1                          |
| KENTUCKY         |                           | 1                                 |           |            | 1          |       | 0                          |
| LOUISIANA        | 1                         | 2                                 |           |            | 1          |       | 2                          |
| MAINE            |                           |                                   |           |            |            |       |                            |
| MARYLAND         | 2                         | 3                                 |           | 3          | 1          |       | 1                          |
| MASSACHUSETTS    | 4                         | 1                                 |           |            | 1          |       | 4                          |
| MICHIGAN         | 2                         |                                   |           |            |            |       | 2                          |
| MINNESOTA        | 3                         | 1                                 |           | 3          | 1          |       | 0                          |
| MISSISSIPPI      | 1                         |                                   |           |            |            |       | 1                          |
| MISSOURI         | 7                         | 8                                 |           | 2          | 3          |       | 10                         |
| MONTANA          | 8                         | 4                                 |           | 2          | 2          |       | 8                          |
| NEBRASKA         | 1                         | 2                                 |           |            | 2          |       | 1                          |
| NEW HAMPSHIRE    |                           |                                   |           |            |            |       |                            |
| NEW JERSEY       | 8                         | 6                                 | 1         | 2          | 4          |       | 7                          |
| NEW MEXICO       | 14                        | 8                                 | 1         |            | 7          |       | 14                         |
| NEW YORK         | 13                        | 8                                 |           | 4          | 5          |       | 12                         |
| NORTH CAROLINA   | 1                         | 2                                 |           | 1          | 2          |       | 0                          |
| NORTH DAKOTA     |                           | 1                                 |           |            |            |       | 1                          |
| OHIO             | 6                         | 11                                | 1         | 3          | 5          |       | 8                          |
| OKLAHOMA         | 8                         | 3                                 | 1         | 1          | 4          |       | 5                          |
| OREGON           | 18                        | 20                                | 1         | 3          | 4          |       | 30                         |
| PENNSYLVANIA     | 5                         | 6                                 |           | 2          | 4          |       | 5                          |
| RHODE ISLAND     |                           | 1                                 |           |            |            |       | 1                          |
| SOUTH CAROLINA   |                           | 1                                 |           |            |            |       | 1                          |
| SOUTH DAKOTA     | 1                         |                                   |           |            |            |       | 1                          |
| TENNESSEE        | 1                         | 1                                 |           | 1          |            |       | 1                          |
| TEXAS            | 26                        | 24                                |           | 4          | 12         |       | 34                         |
| UTAH             | 8                         | 9                                 | 2         | 4          | 4          |       | 7                          |
| VERMONT          |                           |                                   |           |            |            |       |                            |
| VIRGINIA         | 2                         |                                   |           |            |            |       | 2                          |
| WASHINGTON       | 13                        | 9                                 |           | 2          | 7          |       | 13                         |
| WEST VIRGINIA    |                           |                                   |           |            |            |       |                            |
| WISCONSIN        | 8                         | 2                                 |           | 2          | 2          |       | 6                          |
| WYOMING          |                           | 5                                 |           |            |            |       | 5                          |
| WASHINGTON, D.C. |                           |                                   |           |            |            |       |                            |
| <b>TOTALS</b>    | <b>383</b>                | <b>378</b>                        | <b>24</b> | <b>108</b> | <b>153</b> |       | <b>474</b>                 |



Original—Central file  
Copy—Subject  
File—Prison  
File—Dist. file

NEVADA BOARD OF PAROLE COMMISSIONERS

EXHIBIT B

PAROLE AGREEMENT

\_\_\_\_\_ Nevada \_\_\_\_\_, 19\_\_\_\_\_

On the \_\_\_\_\_ day of \_\_\_\_\_, 19\_\_\_\_\_, \_\_\_\_\_ was sentenced by \_\_\_\_\_ District Judge of the \_\_\_\_\_ Judicial District Court in and for the county of \_\_\_\_\_, State of Nevada, to imprisonment in the Nevada State Prison System, for the crime of \_\_\_\_\_ for a term of \_\_\_\_\_

The Board of Parole Commissioners, by virtue of the authority vested in it by the laws of the State of Nevada, hereby authorizes the Director of the Department of Prisons to allow said \_\_\_\_\_ on the \_\_\_\_\_ day of \_\_\_\_\_, 19\_\_\_\_\_, or as soon thereafter as a satisfactory program can be arranged and approved by the Department of Parole, to go upon parole outside the prison buildings and enclosure, subject to the following conditions:

- 1. **RELEASE:** Upon release from the institution, you are to go directly to the program approved by the Department of Parole, and shall report to the Parole Officer or other person designated by the Department.
- 2. **RESIDENCE:** You shall not change your place of residence without first obtaining permission from your Parole Officer, in each instance.
- 3. **OUT-OF-STATE TRAVEL:** You shall not leave the State without first obtaining written permission, from your Parole Officer.
- 4. **EMPLOYMENT AND/OR PROGRAM:** You shall seek and maintain employment, or maintain a program approved by the Department of Parole and not change such employment or program without first obtaining permission.
- 5. **REPORTS:** You are required to submit a written monthly report to your supervising Parole Officer on the first of each month on forms supplied by the Department of Parole. This report shall be true and correct in all respects; in addition, you shall report as directed by your Parole Officer.
- 6. **INTOXICANTS:** You shall not drink or partake of any alcoholic beverages (whatsoever) (to excess). Upon request by any Parole or Peace Officer, you shall submit to a medically recognized test for blood alcohol content. Failure to so submit shall constitute a violation of your parole. Test results of .10 blood alcohol or higher shall be sufficient proof of excess.
- 7. **SEARCH:** You shall submit to a search of your person, automobile, or place of residence, by a Parole Officer, at any time of the day or night without a warrant, upon reasonable cause as ascertained by the Parole Officer.
- 8. **NARCOTICS:** You shall not use, purchase nor possess any narcotic drugs, nor any dangerous drugs, unless first prescribed by a licensed physician; you shall submit to narcotic or drug testing as required by any Parole Officer.
- 9. **WEAPONS:** You shall not possess, own, carry, or have under your control any type of weapon.
- 10. **ASSOCIATES:** Former inmates or penal institutions and individuals of bad reputation shall be avoided unless permission is granted by the Department. You shall not correspond with persons confined in penal institutions, unless specific written permission has previously been granted.
- 11. **COOPERATION:** You shall, at all times, cooperate with your Parole Officer and your behavior shall justify the opportunity granted to you by this parole. You shall always consult your Parole Officer and obtain his permission before entering into a contract of marriage, or going into debt, or purchasing a motor vehicle (proof of liability insurance will be required). Whenever problems arise, or you do not understand what is expected of you, consult with your Parole Officer as it is his/her responsibility to help you in the interpretation of the conditions of this parole.
- 12. **LAWS AND CONDUCT:** You shall comply with all municipal, county, state and federal laws, and ordinances; and conduct yourself as a good citizen.

13. **SPECIAL CONDITIONS OF YOUR PAROLE** \_\_\_\_\_

14. **YOUR PAROLE EXPIRATION DATE IS** \_\_\_\_\_

15. **CREDITS:** You shall receive no credit, whatsoever, on this sentence should you be absent from supervision at any time and be considered an absconder.

This parole is granted to and accepted by you, subject to the conditions stated herein, and with the knowledge that the Board of Parole Commissioners have the power, at any time, in case of violation of the conditions of parole to cause your detention and/or return to prison. Your right to vote has been revoked and may be restored upon Honorable Discharge for parole.

APPROVED BY THE  
BOARD OF PAROLE COMMISSIONERS

\_\_\_\_\_  
Chief Parole Officer

Dated \_\_\_\_\_

AGREEMENT BY PAROLEE

I do hereby waive extradition to the State of Nevada from any state in the United States, and from any territory or country outside the continental United States, and also agree that I will not contest any effort to return me to the United States or to the State of Nevada.

I have read or had read to me, the following conditions of my parole, and I fully understand them and I agree to abide by and strictly follow them. I fully understand the penalties involved should I in any manner violate the foregoing conditions.

PAROLEE \_\_\_\_\_

Witness \_\_\_\_\_  
Prison Representative

Dated \_\_\_\_\_



Original to County Clerk (White)  
Copy to Probationer (Yellow)  
Copy to District Office (Pink)  
Two copies to Central Office (White)

STATE OF NEVADA  
DEPARTMENT OF PAROLE AND PROBATION  
Carson City, Nevada 89710

PROBATION AGREEMENT AND RULES

THE STATE OF NEVADA,

Plaintiff,

Criminal Case No. \_\_\_\_\_

v.

Defendant.

**ORDER ADMITTING DEFENDANT TO PROBATION  
AND FIXING THE TERMS THEREOF**

DEFENDANT is guilty of the Crime of \_\_\_\_\_  
\_\_\_\_\_, a Felony or Gross Misdemeanor.

DEFENDANT is sentenced to a term of imprisonment in the Nevada State Penitentiary at Carson City, Nevada, for \_\_\_\_\_ years. Execution of that sentence is hereby stayed and Defendant is admitted to Probation for \_\_\_\_\_ years on the following terms and conditions, to-wit:

1. **RELEASE:** Upon release by the Court you are to go directly to the program approved by the Department of Parole and Probation and shall report to the Probation Officer or other person designated by the Department.
2. **RESIDENCE:** You shall not change your place of residence, employment, nor leave the community, without first obtaining permission from your probation officer in each instance.
3. **REPORTS:** You are required to submit a written monthly report to your supervising probation officer on the first of each month on forms provided by the Probation Department. This report shall be true and correct in all respects; in addition, you shall report as directed by your probation officer.
4. **INTOXICANTS:** You shall not drink or partake of any alcoholic beverages/whatsoever/to excess (.10 blood alcohol, or above, as determined by any medically recognized valid test, shall be sufficient proof of excess)/
5. **NARCOTICS:** You shall not use, purchase, possess, give, sell or administer any narcotic drugs, nor any dangerous drugs, unless first prescribed by a licensed physician; you shall submit to narcotic or drug testing as required by your Probation Officer.
6. **WEAPONS:** You shall not possess, own, carry, or have under your control any type of weapon.
7. **ASSOCIATES:** Former inmates of penal institutions and individuals of bad reputation shall be avoided.
8. **COOPERATION:** You shall at all times cooperate with your Probation Officer and the Board of Parole Commissioners, and your behavior and attitude shall justify the opportunity granted to you by this probation. You shall always consult your probation officer and obtain his written permission before going into debt, engaging in business, purchasing property, entering into a contract of marriage, or purchasing an automobile.
9. **PROBLEMS:** Whenever problems arise or you do not understand what is expected of you, consult your probation officer as it is his responsibility to help you in the interpretation of the conditions of this probation, which can only be changed by the written consent of the Court when permissible or advisable for effective supervision.
10. **LAWS AND CONDUCT:** You shall comply with all municipal, county, state and federal laws, ordinances and orders and to conduct yourself as a good citizen.
11. **OUT-OF-STATE TRAVEL:** You shall not leave the state without first obtaining written permission, in each instance, from the probation officer.
12. **EMPLOYMENT:** You shall seek and maintain employment, or maintain a program as approved by the Probation Department.
13. **RESTITUTION:** That you will make restitution for damages caused by you to \_\_\_\_\_ in the amount of \_\_\_\_\_.
14. **SPECIAL CONDITIONS OF YOUR PROBATION** \_\_\_\_\_

Upon complying with the terms and conditions hereof, Defendant shall be permitted to withdraw his plea of Guilty and have the action against him dismissed.

The Court reserves the right to modify these terms of Probation at any time and as permitted by law.

DATED this \_\_\_\_\_ day of \_\_\_\_\_, 19\_\_\_\_\_

In the \_\_\_\_\_ Judicial District Court of the State of Nevada, in and for the County of \_\_\_\_\_

78

\_\_\_\_\_  
District Judge

By \_\_\_\_\_  
Probation Officer

Dated \_\_\_\_\_

**AGREEMENT BY PROBATIONER**

I do hereby waive extradition to the State of Nevada from any State in the Union, and from any territory or country outside the continental United States, and also agree that I will not contest any effort to return me to the United States or to the State of Nevada. I have read, or have had read to the foregoing conditions of my probation, and fully understand them and I agree to abide by and strictly follow them, and I fully understand the penalties involved should I in any manner violate the foregoing conditions.

PROBATIONER \_\_\_\_\_

APPROVED \_\_\_\_\_  
Probation Officer

ORIENTATION TO THE  
DEPARTMENT OF PAROLE AND PROBATION

HISTORY

The 1945 Nevada Legislature created the Department of Parole. The Department was staffed by the Chief Parole Officer (Ward Swain) and one (1) secretary. Paroled inmates from the Nevada State Prison reported directly to the lone Carson City office. Such reports were done in writing on a monthly basis.

In 1949 Nevada joined the Interstate Compact, enabling us to transfer Nevada parolees to other states for supervision. We also could accept non-resident parolees in Nevada, provided they had a place to reside and a job.

In 1951 the Legislature passed laws which allowed the District Courts to suspend prison sentences and place offenders on probation. The Parole Department was designated to provide probation supervision services to those probationers. Thus, we became "The Department of Parole and Probation".

In 1964 the Department had four (4) field officers. Today one hundred and sixty (160) officers, including supervisors, and support staff compromise the employees of this Department.

THE AGENCY TODAY

Approximately 4,000 adult clients are supervised by professional officers. Both staff and client figures show an average increase of twenty-five per cent (25%) to thirty per cent (30%) each year. This has emphasized the need for more and better services. The agency is responsible for investigative and supervision services to the adult offender client referred by the District Courts and State Parole Board.

Nevada, a state of vast rangelands and sparse population is administered for purposes of Parole and Probation by five (5) Districts. District I is located in Carson City. It covers much rural area and some population centers of the Carson-Tahoe area.

District II covers the entire area of Washoe County, with one administrative office in Reno. Relatively small in size, this District's fairly dense population of about 130,000 people makes it one of our two busiest Districts.

Elko is headquarters for District III. This rurally oriented District is rather large in size, covering all of Elko, White Pine, Eureka and Lincoln Counties. Four officers and one non-officer staff work in this District. One sub-office in Ely is maintained.

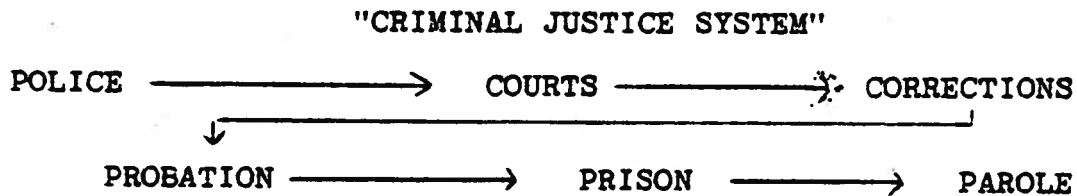
District IV in Las Vegas encompasses all of Clark County for a population of close to 425,000 persons. One sub-office in nearby Henderson is part of the busy Las Vegas center. Fastest growing of the five (5) Districts, it is also the most demanding of Departmental resources.

Fallon is headquarters for our newest District, District V. Largest in geographic area, Fallon houses four officers, one is located in Winnemucca where a sub-office is maintained.

Agency headquarters remain in the State's Capitol, Carson City. Central, as we call headquarters, consists of administrative staff: the Chief, Deputy Chief and several supervisor level officers and clerical staff who direct work in areas of Interstate Compact, Work Release, Pre-Parole, Training Development, Parole Specialities, Statistical Analysis, Legislative preparation, violator process, and other administrative areas.

HOW PAROLE AND PROBATION FITS

In a complex criminal justice system, Parole and Probation becomes a major part in the area of Corrections:



Working closely with the Police, Courts and the Prison systems, Parole and Probation has accumulated a variety of duties and roles within the Criminal Justice System. Our officers perform many "peace officer duties" as a normal part of their daily work load. Officers make many of their own arrests on parole and probation violators, often arresting non-clients for offenses of the law when found with a client-violator. Our officers appear in Court to represent the Department at sentencing hearings. Often we must support in oral argument the Departmental recommendations for or against a specific sentence being imposed upon the convicted offender. When the State parole Board meets to consider inmate applications for parole, our officers' reports are often referred to for information. When the Pardons Board meets to consider clemency of convicted persons, our officers' reports are used again as sources for major decisions by the Governor, Attorney General and five (5) Justices of the State Supreme Court (Pardons Board). Thus, the Parole and Probation Department has become a vital Agency, serving the needs of many other entities within the Criminal Justice System.



## OBJECTIVES AND FUNCTIONS

- A. THREE FOLD NATURE OF DEPARTMENTAL GOALS AND OBJECTIVES ARE:
1. Guard welfare of community and its citizen.
  2. See that justice is served.
  3. See to best interests and needs of the client.  
(defendant)
- B. BASIC FUNCTIONS OF DEPARTMENT:
1. Investigative
    - a. Presentence
    - b. Pre-Parole
    - c. Pardons Applications
    - d. Client Activities
    - e. Other Special
  2. Supervisory
    - a. Probationers
    - b. Parolees
    - c. Work Releases
    - d. Interstate Cases
    - e. Restitution Accounts

Following, we will describe a few of these basic functions.

### PRESENTENCE INVESTIGATION REPORTS

- A. NRS 176.135 - PRESENTENCE INVESTIGATION is mandatory by law.
1. NRS 176.185(2) -- Request for presentence investigation comes to Department from County Clerk.
  2. NRS 176.195 -- Areas of investigation established by law.
- B. UNIT AND DISTRICT SUPERVISORS administer local policy of presentence investigations in tune with local requirements of each Court/Judge.
1. Flexibility is key to local policy.
  2. NRS 176 lays out basic grand rules for the Department and the Courts.
- C. PRESENTENCE INVESTIGATION REPORT serves several purposes.

1. As a guide and informational source to the Court (Judge) in sentencing the offender.
2. As a treatment tool and source of information to the field officer in parole and probation, or to the prison correctional officer and counselor.
3. As a source of information to other authorized agencies: Parole Board, Pardons Board and others who "need to know" about the client.
4. As a source of information in criminal justice research and development.

### PRE-PAROLE INVESTIGATIONS

Once an inmate is granted a parole (with or without a date), the Departments' Pre-Parole Unit is notified and goes into action. The Unit Supervisor reviews the inmate's file and then prepares all necessary documents in preparation for the inmates parole release.

Basic steps of pre-parole investigation:

1. Officer receives case materials and pre-parole request for investigation of placement from Central Office, Pre-Parole Supervisor.
2. Officer studies and reviews all case materials of pre-parole case.
3. Officer investigates all placement information, as soon as possible, verifying all information to include:
  - a. Residence
  - b. Employment
  - c. Program
4. Keep close in mind the suitability of the parolee's probable success in the proposed placement. Closely investigate employment placement, as it must be a valid job, not just a "cover job" to get them out on parole.
5. Watch yourself in making value judgments about home environments. "The place may look like a poor place to you for living, but it may be the best the parolee ever had."

6. Make necessary adjustments in placement program when applicable.
7. Officer should plan an appropriate release date for the parolee based upon home environment, substance abuse problems, at earliest possible date.
8. Phone acceptance through Unit or District Supervisor, as appropriate, to Pre-Parole Supervisor and follow "phone call acceptance" with written confirmation.
9. Meet with client-parolee during first 24 hours of release and orientate them to Departmental expectations, program goals and local registration requirements.

#### PARDONS BOARD INVESTIGATIONS

##### A. Pardons Board (NRS 213.010)

1. Governor
2. Attorney General
3. Five (5) Justices of State Supreme Court

##### B. Basic Steps of the Investigation

1. Key to the correct method of investigation and report is:
  - (a) Accuracy
  - (b) Promptness
  - (c) Special attention
  - (d) Well organized and factual presentation
2. Officer receives request for investigation from Central Office or local Court. (Pardons application should be obtained)
3. Officer interviews client (applicant for pardon) or defendant when possible. Collect all current information as to "past, present and future", much like a presentence interview.
4. Circumstances of original offense may be reviewed if needed. Present circumstances of client or defendant must be covered with special attention to major "adjustments or mal-adjustments".
5. All information and statements in the resultant report must be accurately substantiated. There is no room for "editorializing" or "theory production" in these reports.

6. An overall evaluation of the client or defendant should be made based upon the factual content of the report.
7. A recommendation may or may not be made, based upon the desires of the Department Administrator.

#### WORK RELEASE MATTERS

- A. Major Purpose: Allow inmate during last six (6) months of prison term to begin reintegration back into society.

Also allows inmate to earn income and to practice management of financial assets.

- B. NRS 213.300 to NRS 213.370 gives the basic outline of the work Release Program as directed by law.

- C. Basic steps of Placement Investigation:

1. Officer will verify releasee's residence at county or city jail.
2. Determine daily room and board charges.
3. Verify employment listed, or develop a job placement when necessary.
4. Complete employment placement resume (NSP-WR-8) forms.
5. Officer will assume supervision of the Work Release Case.
6. Central Office Work Release Supervisor is available for assistance to all district level officers supervising work releases.

#### PAROLE AND PROBATION VIOLATORS

Whenever the parole and probation officer has reasonable cause to believe that the client has violated the rules of the parole or probation agreement, endangering the community or themselves, and is no longer able or willing to conform to said rules, a violation report is filed against the client. The client is usually arrested and remains in custody until the Court or Parole Board makes a final determination of the case.

United State Supreme Court decisions in 1972 and 1973 have mandated that every client charged with a violation must be afforded two (2) hearings as a form of Due Process under the 14th Amendment. The first hearing is entitled "Preliminary Inquiry".

The second hearing is entitled "Revocation Hearing".

The Preliminary Inquiry is held promptly after the Violation Report has been filed against the client. Its sole purpose is to determine probable cause. The Hearing Officer need not be a judicial officer, but may merely be an officer not assigned to, or familiar with, the client's case. If probable cause is found, the case goes to the Court or Parole Board for final disposition at the Revocation Hearing. At that hearing the client may be revoked, reinstated, disciplined in some manner, or have the parole or probation modified in some manner. If no probable cause is found, the client is released back to community supervision.

At both of these Due Process hearings, the client is entitled to several rights: the right to confront adverse witnesses in most cases; the right to counsel in most cases; the right to present evidence, documents and witnesses on their own behalf. Probationers are afforded these rights under the 1973 Scarpelli Court Decision. Parolees are guaranteed these rights via the 1972 Morrissey Court case. Nevada Revised Statute 213.1511 through 213.1515 further reinforce these rights for the parolee.

STATE ADULT PAROLE AND PROBATION DIRECTORY

CENTRAL OFFICE -- CARSON CITY

Capitol Complex  
308 North Curry Street -- Room 204  
Carson City, Nevada 89710  
PHONE: 702/885-5040

DISTRICT II -- RENO

511 East Second Street  
Reno, Nevada 89502  
Investigations Phone 702/784-6361  
Supervisions Phone 702/784-6441  
702/784-6246

DISTRICT IV -- LAS VEGAS

215 East Bonanza Road  
Las Vegas, Nevada 89101  
PHONE: 702/385-0275  
PHONE: 702/385-0341  
(Henderson Phone: 702/565-7116  
19 Water Street  
Henderson, Nevada 89015)

DISTRICT I -- CARSON CITY

106 East Adams Street  
Room 206  
Carson City, Nevada 89710  
PHONE: 702/885-5045

DISTRICT III -- ELKO

946 Idaho Street  
Elko, Nevada 89801  
PHONE: 702/738-4088  
(ELY PHONE: 702/289-3333)

DISTRICT V -- FALLON

131 South Maine Street  
Arcade Building -- Room 201  
Fallon, Nevada 89406  
PHONE: 702/423-7188  
(Winnemucca Phone 702/623-5741  
530 Melarkey -- Room 10  
Winnemucca, Nevada 89445)

511-513 E. SECOND STREET  
RENO, NEVADA 89502STATE BUILDING  
215 E. BONANZA STREET  
LAS VEGAS, NEVADA 89138STATE BUILDING  
946 IDAHO STREET  
ELKO, NEVADA 89801106 E. ADAMS, ROOM 206  
CARSON CITY, NEVADA 89710131 S. MAINE, ROOM 205  
FALLON, NEVADA 89406EXHIBIT EDEPARTMENT OF PAROLE  
AND PROBATION

January 23, 1981

A. A. CAMPOS, CHIEF  
CAPITOL COMPLEX  
308 N. CURRY STREET  
CARSON CITY, NEVADA 89710  
(702) 885-5040Chairman Jan Stewart  
Judiciary Committee  
Nevada State Assembly  
Carson City, NV 89701

Re: Issues raised 1/22/81 by Committee

Dear Chairman Stewart:

Several issues were raised during our presentation yesterday, and I would like to now respond to some of the questions posed.

To give some idea as to the efforts made by the department in the area of victim compensation, from October 1 through December 31, 1980 this department collected \$46,714.60 in restitution which is payable to the victims of crimes for which people are on probation or parole.

Regarding Work Release, the following will detail the program and the handling of the monies involved.

Work Release: Disbursement of Work Release Earnings...

Do primarily to the crowded condition of the jail facilities in the communities, work releasees on the program, with few exceptions, are being lodged in a facility of the Nevada Department of Prisons.

In the Carson City area the enrollee is charged \$3.00 per day for board and room and \$1.50 per day for transportation. These amounts are paid to the Nevada Department of Prisons.

In the Las Vegas area, the enrollee is housed in the Southern Nevada Correctional Center at Jean, Nevada. Each is charged \$3.00 per day board and room and \$5.00 per day transportation.

In addition to the foregoing, the work releasee is allowed a fixed amount of money from the earnings each week for job related expenses or personal needs. This amount, though fixed, varies from case to

Chairman Jan Stewart

Page Two

January 23, 1981

case due to such needs as purchasing lunches or additional travel expenses. Permission may also be given for special expenditures for items such as tools, warm clothing, uniforms, etc.

Each month a check is sent from the enrollees account to his dependents. This check may be sent directly to the dependent, or paid to the dependent through a welfare agency, depending on individual case factors. This check is in a fixed amount that varies from case to case based upon need and the amount of earnings of each enrollee. Special expenditures over and above this fixed amount is allowed for such emergency situations such as sudden medical or dental expenses on the part of the dependent.

Each month checks are also sent to creditors who have been acknowledged by the enrollee in writing or whose debts have been established by a judgment. Typically, these debts are pre-existing dental, medical, finance company payments or outstanding traffic fines. It also includes payments of restitution if so ordered by the Board of Parole Commissioners or voluntarily requested by the enrollee.

The balance of earnings are "frozen" in his account and given to him upon his release from the institution and is usually of a sufficient amount to offset the need for release money, release clothing and transportation to destination cost, as provided for in NRS 209.511.

To accomplish all of this, after employment is found for the enrollee and his earnings are established, but prior to beginning employment, an authorization for disbursement of funds is made out each month that the enrollee will be in the program, whereon each authorized disbursement is itemized and is signed by the enrollee and is witnessed and approved by the supervising work release officer. This authorization also serves as a monthly budget and any expenditure not listed may not be made without prior approval of the supervising officer.


Committee members expressed an interest in attending a Preliminary Inquiry Hearing and some to go out in the field with officers to experience what members of the department do daily. I have advised the District Supervisors in District I, II and IV of this interest. Susan Rock (885-5045), Carson City, Peter Nolan (784-6441) Reno, and Rob Calderone (385-0275) Las Vegas are at your disposal to make arrangements.

Chairman Jan Stewart  
Page Three  
January 23, 1981

Should committee members wish to take us up on our offer in these two areas, a call to Tracy Fisk or myself (885-5040) will set the ball in motion. We will be happy to pick up members and set a time that is at their convenience (except in the case of hearings). Days when hearings are set will be reported to us and we will in turn let your offices know in case someone wishes to attend.

We sincerely appreciate the interest and the attention of the committee yesterday and look forward to further interaction as the session continues.

Sincerely,

  
Ms. Barbara M. Durbin  
Acting Chief

BMD/s

cc: All Judiciary Committee Members  
Tracy Fisk, Program and Training Manager