

ASSEMBLY JUDICIARY COMMITTEE
58th NEVADA ASSEMBLY SESSION

MINUTES

February 10, 1975

Chairman Robert R. Barengo called to order the meeting of the Assembly Judiciary Committee at the hour of 12:10 p.m. on Monday, February 10, 1975.

MEMBERS PRESENT: Messrs. BARENGO, BANNER, HEANEY, HICKEY, LOWMAN, POLISH, SENA, Mrs. HAYES and Mrs. WAGNER.

MEMBERS ABSENT: NONE.

Mr. Hickey presented all Committee Members a copy of a letter and report prepared for the benefit of the members of the Rape Prevention Subcommittee of the Southern Regional District Allocation Committee. A copy of this letter is attached to these Minutes.

Judge Keith Hayes, Las Vegas, was a guest at this meeting.

Chairman Barengo announced that the next meeting of this Committee would be held Wednesday, February 12, 1975 at 9:00 a.m. to further consider A.J.R.10, A.J.R.14, A.J.R.15, A.J.R.16, A.J.R.17 and A.J.R.18, all from the 57th Session on court reform.

Chairman Barengo opened the floor to discussion prior to taking a vote on A.J.R.1. Mrs. Wagner said she had no discussion. Mr. Lowman questioned the availability of the Minutes. Mr. Barengo advised that the Minutes were in the process of being prepared, and that everyone has ample time to prepare to vote on this bill.

Mrs. Wagner moved "Do Pass", and Mr. Heaney seconded that motion. VOTING AGAINST THE MOTION: Mr. Banner, Mrs. Hayes, Mr. Hickey and Mr. Sena. Attached is Legislation Action form.
MOTION CARRIED DO PASS A.J.R.1.

Mrs. Hayes mentioned filing a minority report.

It was moved and seconded that the meeting be adjourned, and Chairman Barengo did adjourn the meeting at 12:20 p.m.

ASSEMBLY JUDICIARY COMMITTEE
58th NEVADA SESSION

LEGISLATION ACTION

DATE Feb. 10, 1975

BILL NO. A.J.R. 1

MOTION: _____

Do Pass Amend _____ Indefinitely Postpone _____ Reconsider _____

Moved By Sue Wagner Seconded By Robert E. Heaney

AMENDMENT: _____

Moved By _____ Seconded By _____

AMENDMENT: _____

Moved By _____ Seconded By _____

VOTE:	MOTION		AMEND		AMEND	
	YES	NO	YES	NO	YES	NO
Barengo	<input checked="" type="checkbox"/>	_____	_____	_____	_____	_____
Banner	_____	<input checked="" type="checkbox"/>	_____	_____	_____	_____
Hayes	_____	<input checked="" type="checkbox"/>	_____	_____	_____	_____
Heaney	<input checked="" type="checkbox"/>	_____	_____	_____	_____	_____
Hickey	_____	<input checked="" type="checkbox"/>	_____	_____	_____	_____
Lowman	<input checked="" type="checkbox"/>	_____	_____	_____	_____	_____
Polish	<input checked="" type="checkbox"/>	_____	_____	_____	_____	_____
Sena	_____	<input checked="" type="checkbox"/>	_____	_____	_____	_____
Wagner	<input checked="" type="checkbox"/>	_____	_____	_____	_____	_____

TALLY:

ORIGINAL MOTION: Passed _____ Defeated _____ Withdrawn _____

Amended & Passed _____ Amended & Defeated _____

Amended & Passed _____ Amended & Defeated _____

Attach to Minutes Feb. 10, 1975
Date

SOUTHERN REGIONAL DISTRICT ALLOCATION COMMITTEE

NEVADA COMMISSION ON CRIME, DELINQUENCY AND CORRECTIONS

200 East Carson Street

Las Vegas, Nevada 89101

Telephone (702) 386-4011, Ext. 148

47

FLOYD OSBORN
Chairman

MEMORANDUM

February 3, 1975

Floyd Osborn, Chief of Police
Henderson Police Department

James Avance, Assistant Chief
North Las Vegas Police Department

Ray H. Daines, Municipal Judge
Municipal Court of North Las Vegas

Oran Gragson, Mayor
City of Las Vegas

Thomas J. Hickey, Assemblyman
Assembly District #18

John E. Jeffrey, Councilman
City of Henderson

Carl Lovell, City Attorney
City of Las Vegas

Richard Lundquist
Coordinator
Department of Federal Programs
Clark County School District

John Mendoza, District Judge
Eighth Judicial District Court

John Moran, Undersheriff
Las Vegas Metropolitan
Police Department

H. G. Smith, Chief of Police
Boulder City Police Department

Thomas N. Wiesner, Commissioner
Clark County Commission

Nancy Williams
Sup. Deputy
Probation Officer
Clark County
Juvenile Court Services

William Witte, Deputy Chief
Las Vegas Metropolitan
Police Department

Juanita Blankenship
Criminal Justice Planner

TO: Rape Prevention Subcommittee Members

FROM: *Thomas Nash*
Thomas Nash, Criminal Justice Planning Assistant

SUBJECT: SUMMARIZATION OF RAPE ANALYSIS REPORT

This report was prepared for the S.R.D.A.C. Rape Prevention Subcommittee's use and information, and for use by the District Attorney's Office in connection with the Rape Alleviation Public Education (R.A.P.E.) Program--Grant No. 73-A-076.

The information is a summary of reported rape incidents for Calendar Years 1973 and 1974. Names of the victims and specific addresses were not used.

If there is a question concerning the information used or foreseeable problems with making this information available to the public, please contact the S.R.D.A.C. office.

TN/vod

cc: Kelly Isom,
District Attorney's Office

Dr. Kokkler,
UNLV

There was a decrease in reported rapes in 1974 in this area. There were eleven in the Black community and nineteen more scattered throughout the West side of town.

Profile of the Incident:

During 1973, 75% of the reported rapes took place between 1800 hours, (6 p.m.), and 0600 hours, (6 a.m.), compared to 68% in 1974. In 1973 and 1974, there were three patterns that reappeared in approximately 70% of the reported rape cases. The first was the women being attacked while in her home alone, or with only small children present in the home. In 1973, there were fifty-seven such attacks, thirty-nine were non-forced entries (open windows or unlocked doors). In 1974, there were forty-eight, twenty non-forced entries.

The second pattern is related to hitchhiking but also includes walking along roads and streets during dark hours and through secluded areas such as desert areas. In 1973, nine women reported being raped during the day while walking through a secluded location or hitchhiking. There were nineteen similar attacks during the dark hours. For 1974, there were fourteen and twenty-five respectively.

The third pattern deals with women being attacked in apartment, shopping center and hotel parking lots. This attack usually occurs after dark and when the victim is pre-occupied with loading packages.

Victim Profile:

Information compiled on the victim in 1973 shows a basic age range from 13 to 40 years. Broken down, the age group of 13 to 18 years had 40 reports, 19 to 25 years had 42 reports, 26 to 40 years had 37 reports. In 1974, there was a similar age breakdown. From age 13-18, there were 44 reported rapes; 19-25, there were 36; and 26-40 years there were 41 rap

A breakdown of the victims' race for 1973 and 1974 is as follows:

	<u>1973</u>	<u>%</u>	<u>1974</u>	<u>%</u>
Cauc.	91	66	119	85
Negro	39	28	17	12
Mexican	3	2	0	0
Unknown	<u>5</u>	<u>4</u>	<u>4</u>	<u>3</u>
TOTAL	138	100	140	100

This report was prepared for the SRDAC Rape Prevention Subcommittee's use and information and for use by the District Attorney's Office in connection with the Rape Alleviation Public Education (R.A.P.E.) Program--Grant No. 73-A-036.

The information in this report was compiled with the cooperation of the Las Vegas Metropolitan Police Department, North Las Vegas Police Department and Henderson Police Department. The material was obtained from official records and represents cases of rape or attempted rape during Calendar Years 1973 and 1974. Of the three hundred and sixteen cases studied, two hundred and seventy-eight came from Metropolitan Police Department files. They had 150 rape and attempted rapes listed in the Uniform Crime Report for 1973. There were 138 case records available for review at the time of this study. The unofficial count was 146 in 1974, with 140 records available. There were thirty-six reports from North Las Vegas Police Department files and two cases from Henderson Police Department files. The information compiled from North Las Vegas and Henderson Police Departments was used only to plot locations of the victims initial contact with the rapist. This was done because the number of cases obtainable represented approximately one-half of the departments' reported cases in their jurisdiction. Further use may have caused a distortion of the statistics.

Rape incidents that resulted in the death of the victim are reported as homicides and were not obtainable for this report.

Location:

All reported rape cases being used, with locations of the victim's initial contact with the rapist, were plotted on a Las Vegas, North Las Vegas Front-Boy map.

The reported rape locations for 1973 and 1974 show 66% and 64% respectively, occurring east of Interstate 15. There are three areas showing a concentration of rapes. The first area is downtown Las Vegas. The boundaries are: Owens Avenue to the North, Charleston Blvd to the South, Interstate 15 to the West and Eastern Avenue to the East, (see Map A-I). This area contains major hotel and casinos, small businesses, older residential areas, including houses and apartments, three bus stations, and a senior high school. There were twenty rapes in this area in 1973.

Basically, the same area, (see Map A-II), with the exception of moving the east boundary from Eastern Avenue to Maryland Parkway, had twenty-six rapes in 1974. This increase primarily represents reported cases where women were being attacked as they were walking along a sidewalk or street.

The next area to show a concentration of rapes reports is a small six-block section west of Las Vegas Blvd. South, (see Map A-I). There were seven rape reports from this section. This is a residential district with a large number of low rent apartments. For 1974, the same area, with the east boundary moved four blocks east of Las Vegas Blvd. South, again showed a concentration of rapes, (see Map A-II). There were ten rapes reported.

The third concentrated rape reporting area was basically along the Strip and residential areas east of the Strip. The boundaries are: Interstate 15 to the West, Maryland Parkway to the East, Sahara to the North, and Russel Road to the South, (see Map A-I). This area contains the major Strip hotels, shopping areas and residential areas. Most of the residential area is medium-range rental apartments.

In 1974, there were twenty-six rapes in this area. Of these, eighteen resulted from females hitchhiking, females being attacked in parking lots of apartments, hotels and shopping areas.

The remaining area east of Interstate 15 had twenty-four rape reports in 1973 and ten in 1974. It should be noted that the rapes in this area were scattered showing no definite pattern.

The area west of Interstate 15 had forty-two rape reports in 1973. Except for the Black community in the Northwest section of Las Vegas, the reports are scattered throughout residential sections and along major roads.

The Black community mentioned above accounted for twenty-one of the reported forty-two incidents in 1973. Of this twenty-one, fifteen came from a nine-square block area. There was a similar M.O. (Method of Operation) used in twelve of the fifteen incidents in this area. The boundaries for the mentioned nine-square block area are: Highland Avenue to the East, Carey to the North, H Street to the West, and Lake Mead Blvd. to the South, (see Map A-III).

There was a decrease in reported rapes in 1974 in this area. There were eleven in the Black community and nineteen more scattered throughout the West side of town.

Profile of the Incident:

During 1973, 75% of the reported rapes took place between 1800 hours, (6 p.m.), and 0600 hours, (6 a.m.), compared to 68% in 1974. In 1973 and 1974, there were three patterns that reappeared in approximately 70% of the reported rape cases. The first was the women being attacked while in her home alone, or with only small children present in the home. In 1973, there were fifty-seven such attacks, thirty-nine were non-forced entries (open windows or unlocked doors). In 1974, there were forty-eight, twenty non-forced entries.

The second pattern is related to hitchhiking but also includes walking along roads and streets during dark hours and through secluded areas such as desert areas. In 1973, nine women reported being raped during the day while walking through a secluded location or hitchhiking. There were nineteen similar attacks during the dark hours. For 1974, there were fourteen and twenty-five respectively.

The third pattern deals with women being attacked in apartment, shopping center and hotel parking lots. This attack usually occurs after dark and when the victim is pre-occupied with loading packages.

Victim Profile:

Information compiled on the victim in 1973 shows a basic age range from 13 to 40 years. Broken down, the age group of 13 to 18 years had 40 reports, 19 to 25 years had 42 reports, 26 to 40 years had 37 reports. In 1974, there was a similar age breakdown. From age 13-18, there were 44 reported rapes; 19-25, there were 36; and 26-40 years there were 41 rap

A breakdown of the victims' race for 1973 and 1974 is as follows:

	<u>1973</u>	<u>%</u>	<u>1974</u>	<u>%</u>
Cauc.	91	66	119	85
Negro	39	28	17	12
Mexican	3	2	0	0
Unknown	<u>5</u>	<u>4</u>	<u>4</u>	<u>3</u>
TOTAL	138	100	140	100

Less than 25% of the cases researched had the victim's occupation listed. This was mainly because the report form used did not provide a space for the victim to indicate a place of employment. Based on the information available, it was not possible to correlate rape incidence to occupation.

Offender Information:

The rapist in 1973 and 1974 used a variety of weapons to threaten his victim.

	<u>1973</u>	<u>%</u>	<u>1974</u>	<u>%</u>
Handgun	13	9	19	15
Knife	42	30	30	24
Bodily Force	57	41	70	56
Other	<u>27</u>	<u>19</u>	<u>7</u>	<u>5</u>
TOTAL	139	100	126	100

Information obtained from victims about the rapist varied depending upon time of day of incident, location, and recognition of the suspect.

The plotted map of the initial contact location indicates areas where one male may have been repeating rapes. This is backed up by similar M.O.'s. Nearly all rapists threatened bodily harm to the victims if they reported the incident to the police. Over the two-year period, three rapists admitted having observed the victim on other occasions and having waited till the most operative time.

The rapist very often threatened bodily harm to the victim if she did not cooperate or if she reported the crime. Because of the lack of available information on offenders, it is not possible to draw further conclusions regarding the characteristics of the offenders.

Victimization Rate:

There is no way to indicate the number of actual rapes that occurred in Clark County during any time period. It has been determined through victimization studies in other areas that less than 50% of all rapes committed are reported to police agencies. It is

hypothesized that this holds true in Las Vegas.

The rape reports studied revealed a low per cent of the rapes reported were from tourists. This indicates there may be a reporting breakdown between tourists and local police agencies. This is based on the fact that the areas showing the highest number of rapes is in areas containing the majority of Clark County's tourist population.

1973

75% of the reported rapes occurred after dark.

1974

68% of the reported rapes occurred after dark

TIME PERIODS OF RAPES

1973

<u>TIME</u>	<u>NO.</u>	<u>%</u>	<u>TIME</u>	<u>NO.</u>	<u>%</u>
0001 - 0300	22	17	1200 - 1500	11	08
0300 - 0600	28	21	1500 - 1800	8	06
0600 - 0900	8	06	1800 - 2100	18	14
0900 - 1200	6	05	2100 - 2400	30	23

1974

<u>TIME</u>	<u>NO.</u>	<u>%</u>	<u>TIME</u>	<u>NO.</u>	<u>%</u>
0001 - 0300	29	22	1200 - 1500	12	09
0300 - 0600	13	10	1500 - 1800	10	08
0600 - 0900	10	08	1800 - 2100	24	18
0900 - 1200	11	08	2100 - 2400	24	18

LOCATION OF RAPES

1973

House of Victim - 25

Forced - 5

Non-Forced - 17

Admitted - 3

Unknown - 0

Apartment of Victim - 32

Forced - 4

Non-Forced - 22

Admitted - 3

Unknown - 0

Parking Lots - 11

1973

Walking through a desert area, along a road during the day - 9

Walking through a desert area, along a road during the night - 19

Breakdown of age for walking in desert or street and attacked:

Day 13-20 years - 12 21-40 years - 1

Night 13-20 years - 8 21-40 years - 7

Breakdown of age of victim in a dark area outside home, other than desert or street:

13-20 years - 6

21-40 years - 6

LOCATION OF RAPES

1974House of Victim - 13

Forced - 6

Non-Forced - 4

Admitted - 3

Apartment of Victim - 35

Forced - 9

Non-Forced - 16

Admitted - 10

Parking Lots - 8

1974

Walking through a desert area, along a road during the day - 14

Walking through a desert area, along a road during the night - 25

Breakdown of age for walking in the desert or street and attacked:

Day 13-20 years - 6

21-40 years - 3

Night 13-20 years - 13

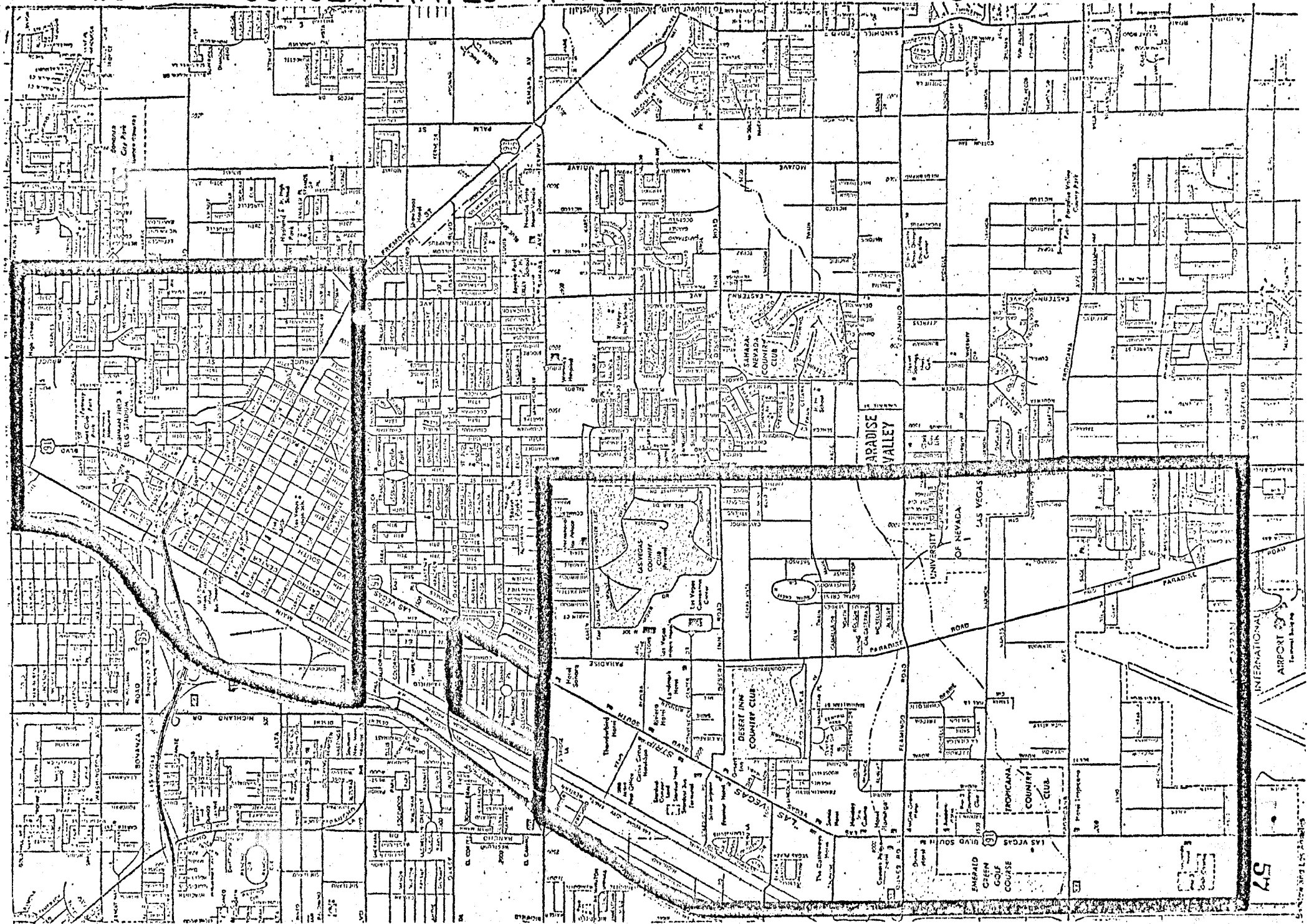
21-40 years - 11

Breakdown of age of victim in dark area other than street or desert:

13-20 years - 7

21-40 years - 9

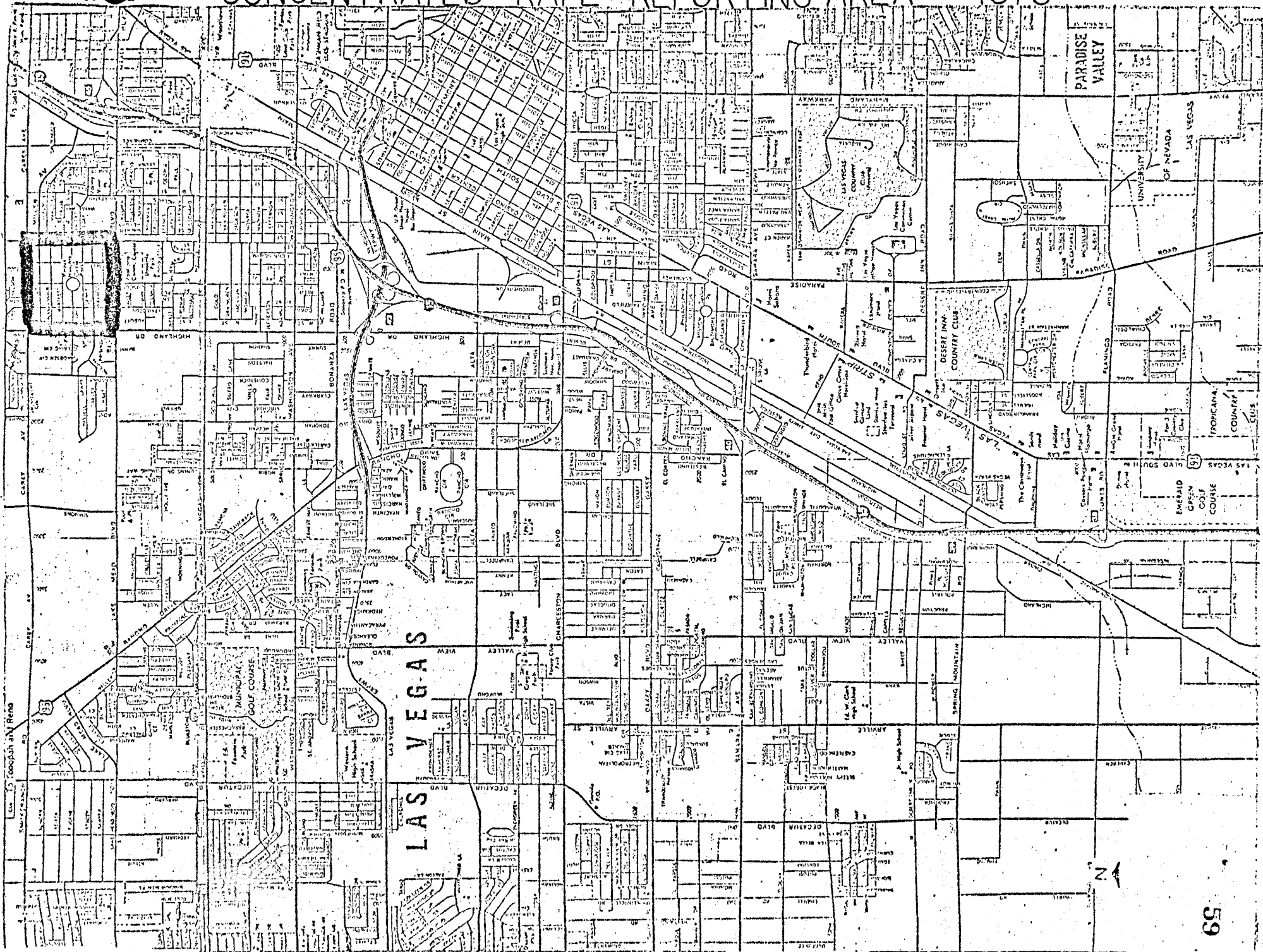
CONCENTRATED RAPE REPORTING AREAS — 1973



CONCENTRATED RAPE REPORTING AREAS - 1974




CONCENTRATED RAPE REPORTING AREA - 1973



2

NUMBER OF RAPES PER MONTH FOR 1973-1974

(FIGURES TAKEN FROM LAS VEGAS METROPOLITAN POLICE DEPT.)

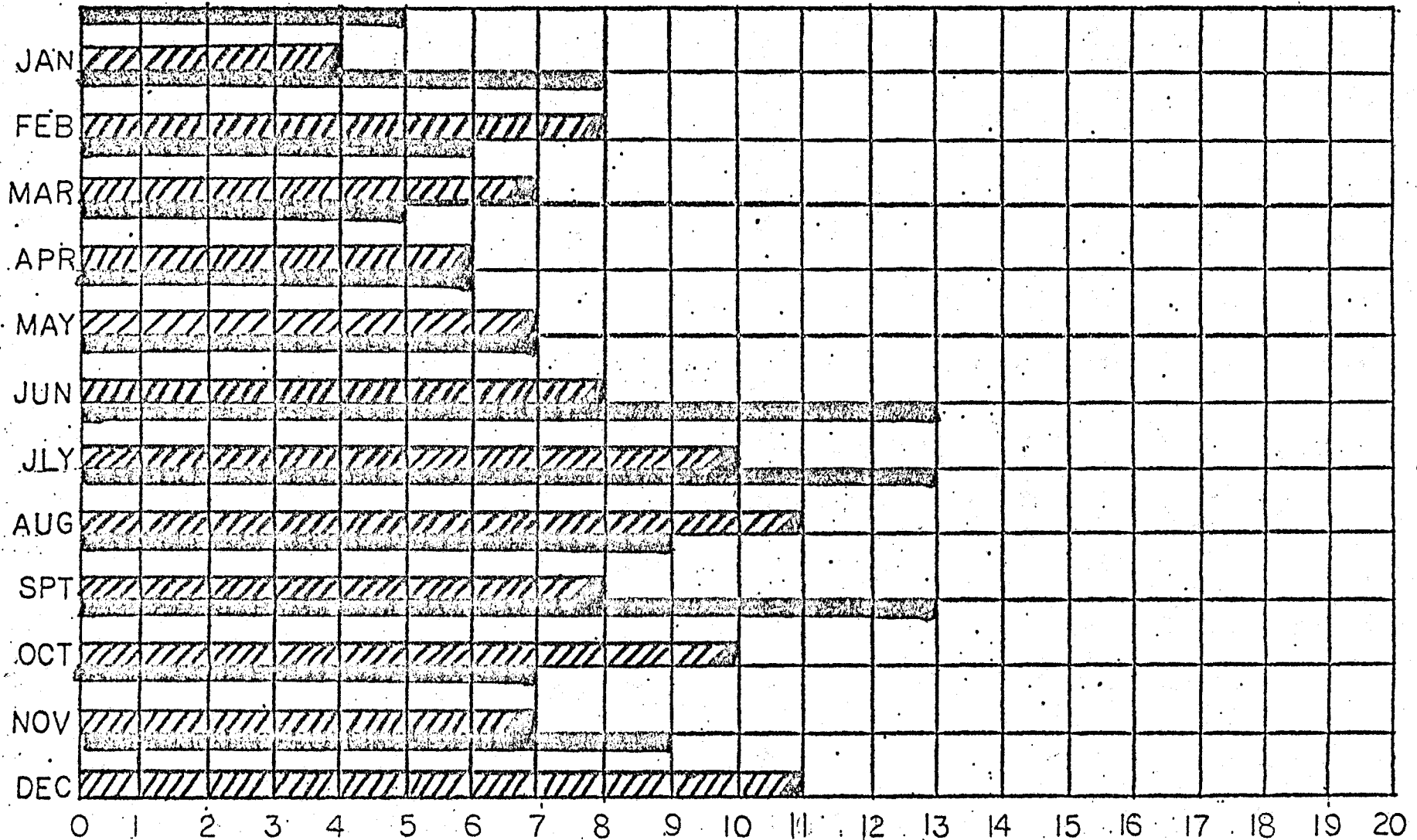


= represents 1973


= represents 1974


PERCENTAGE OF RAPES PER MONTH FOR 1973-1974

(FIGURES TAKEN FROM LAS VEGAS METROPOLITAN POLICE DEPT.)



Numbers Indicate Percentages

 = represents 1973

 = represents 1974